

ABILITY



6% of students identify as having a disability

GENDER & SEXUAL DIVERSITY

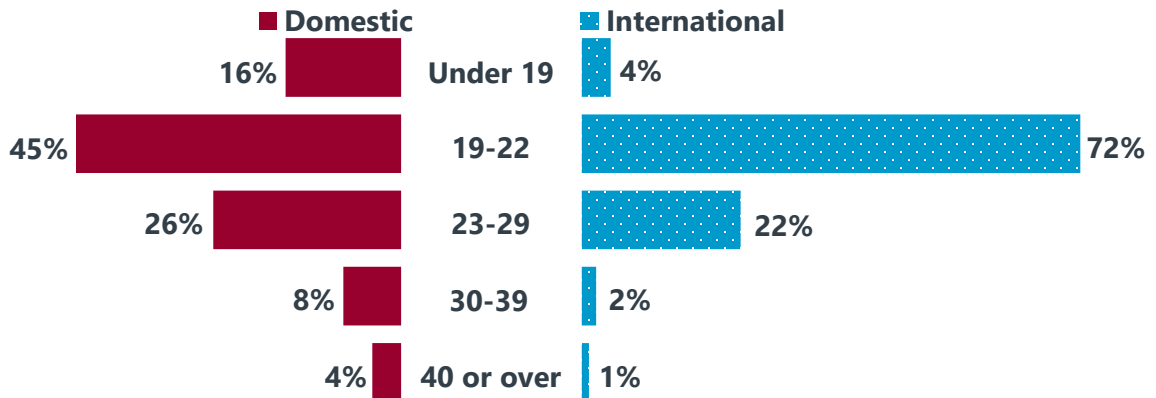


2% of students have trans-experience, or identify as non-binary, genderqueer, genderfluid, gender non-conforming, or Two Spirit



24% of students identify as asexual, bisexual, pansexual, gay, queer, Indigiqueer, lesbian, or don't know

AGE GROUPS¹



INTERNATIONAL STUDENTS, LANGUAGE & EDUCATIONAL BACKGROUND



24% of students are international¹
(**21%** in 2017)



72% of students are multilingual
65% Domestic
99% International



41% of students are first-generation students²
36% Domestic
58% International

¹ Data is from KPU's administrative system.

² A student is 'first-generation' if none of their parents/guardians had any post-secondary education.

INDIGENOUS STUDENTS

'Indigenous' includes status and non-status First Nations, Métis, and Inuit people.

3.5%

of students at KPU identify as Indigenous

39%

of Indigenous students have visited the Gathering Place

19%

of Indigenous students receive band funding

How do Indigenous students rate KPU overall?

80%

of Indigenous students are somewhat or very satisfied with their educational experience at KPU

(**77%** in 2017)

74%

of Indigenous students are somewhat or very satisfied with services at KPU

(**73%** in 2017)

65%

of Indigenous students somewhat or strongly agree that they feel part of the KPU community


(**31%** in 2017)

Indigenous students were also asked to rate services aimed specifically toward them:

I am satisfied with the services provided by Indigenous Student Services



I feel welcome at the Gathering Place



Strongly Disagree Somewhat Disagree Neither Agree Nor Disagree
Somewhat Agree Strongly Agree Don't Know

DIVERSITY IN COURSES

Students were asked to rate different aspects of their educational experience, including the following. Percent of students who 'somewhat agree' or 'strongly agree' that...

	All KPU	Subgroups differing by 5% or more
Culturally diverse viewpoints are explored in courses	75% (66% in 2017)	<ul style="list-style-type: none"> 82% International Students 82% Religion: Hinduism 81% Religion: Sikhism 70% Religion: Islam 69% Geography: Central & West Asia 67% Geography: South America 65% Geography: Africa
Instructors create a climate supportive of student diversity	81% (74% in 2017)	<ul style="list-style-type: none"> 73% Geography: Africa 76% Sexual orientation: Lesbian 71% Sexual orientation: Additional category 69% Trans-experience 68% Non-binary gender

FAIRNESS

Percent of students who 'somewhat agree' or 'strongly agree' that KPU students are treated fairly regardless of...

Ability	Age	Cultural Background	English Proficiency
83% (76% in 2017)	86% (84% in 2017)	83% (81% in 2017)	77% (71% in 2017)
73% Have a Disability		75% Geography: Africa	
Religion	Gender	Sexual Orientation	
83%	87% (85% in 2017)	85% (79% in 2017)	
<ul style="list-style-type: none"> 89% Religion: Sikhism 89% Religion: Hinduism 	<ul style="list-style-type: none"> 79% Sexual Orientation: Gay 75% Sexual Orientation: Pansexual 75% Sexual Orientation: Queer 64% Non-binary gender 57% Trans-experience 	<ul style="list-style-type: none"> 79% Sexual Orientation: Queer 76% Sexual Orientation: Gay 73% Sexual Orientation: Pansexual 65% Non-binary gender 63% Trans-experience 	

OVERALL EXPERIENCE AT KPU

Percent of students who are 'somewhat satisfied' or 'very satisfied' with...

Educational Experience

All students: **85%**

(83% in 2017)

84% Domestic (82% in 2017)

87% International (86% in 2017)

Subgroups $\pm 5\%$

Age 40 or over **92%**

Indigenous **80%**



Religion: Other **79%**

Sexual Orientation: Gay **77%**

Sexual Orientation: Pansexual **72%**

Non-binary gender **73%**

Trans-experience **63%**



Services at KPU

All students: **73%**

(77% in 2017)

71% Domestic (75% in 2017)

81% International (87% in 2017)

Subgroups $\pm 5\%$

Age 40 or over **83%**

Age 30-39 **79%**

Religion: Hinduism **81%**

Religion: Sikhism **79%**

Religion: Buddhism **78%**

Religion: Non-religious **67%**

Geography: South Asia **78%**

Geography: South America **68%**

Geography: Africa **65%**

Sexual Orientation: Pansexual **64%**

Sexual Orientation: Lesbian **58%**

Trans-experience **63%**

Non-binary gender **56%**

COMMUNITY AT KPU

Percent of students who 'somewhat' or 'strongly agree' they feel part of the KPU community:

All students: **61%**

(45% in 2017)

Domestic: **54%** (40% in 2017)

International: **80%** (71% in 2017)

Subgroups $\pm 5\%$

Religion: Sikhism **77%**

Religion: Hinduism **75%**

Religion: Non-religious **48%**

Geography: South Asia **73%**

Geography: Southeast Asia **53%**

Geography: East Asia **53%**

Geography: Northern America **51%**

Geography: Africa **50%**

Geography: Europe **49%**

Geography: Central America & Caribbean **48%**

Age 40 or over **81%**

Have a Disability **54%**

Sexual Orientation: Bisexual **50%**

Sexual Orientation: Queer **42%**

Sexual Orientation: Pansexual **40%**

Sexual Orientation: Lesbian **39%**

Sexual Orientation: Gay **38%**

Sexual Orientation: Additional **35%**

Trans-experience **50%**

Non-binary Gender **39%**

