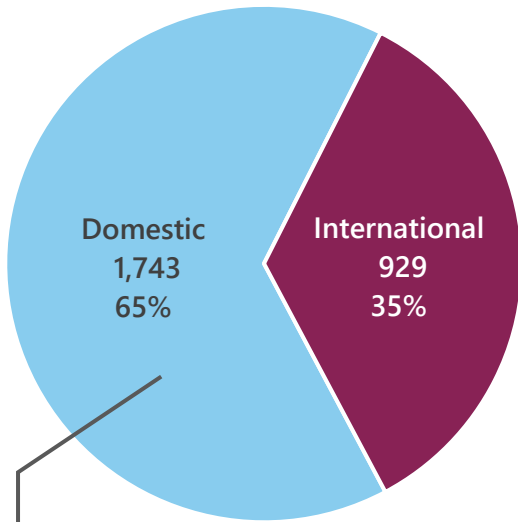


## Students who Studied in the 2019/20 Academic Year

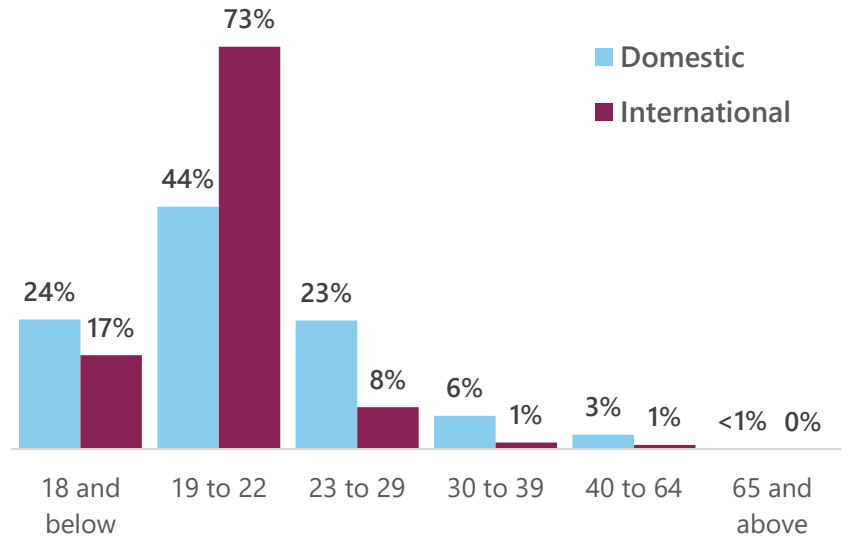
All students enrolled at KPU in the Faculty of Science & Horticulture

### Headcount

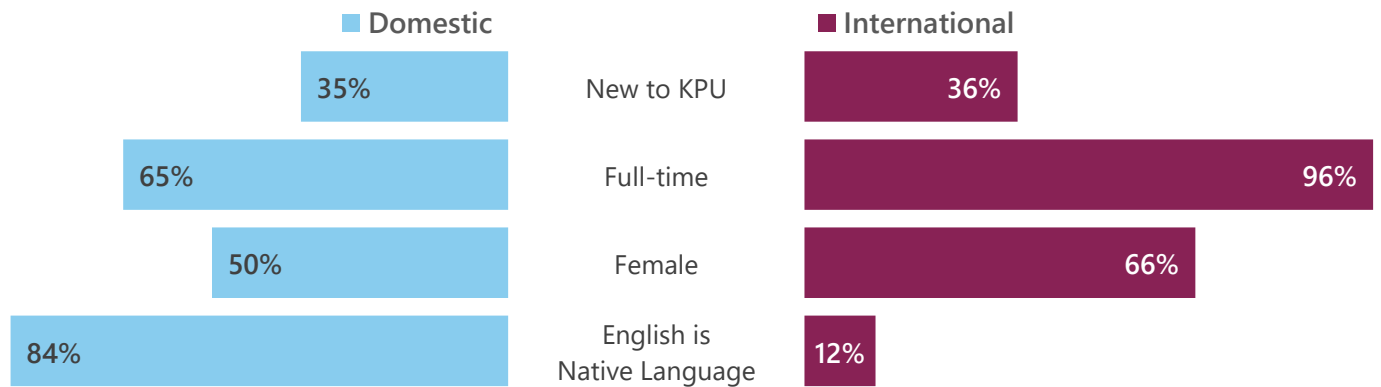


2% of domestic students are Indigenous

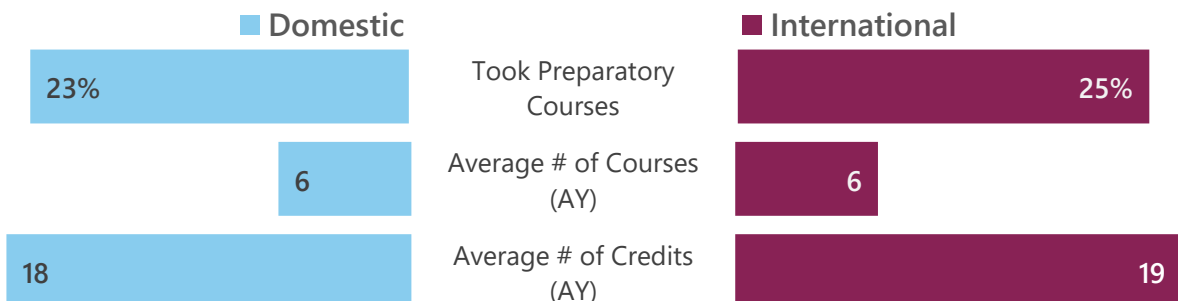
### Age Distribution of Students



### Key Student Demographics

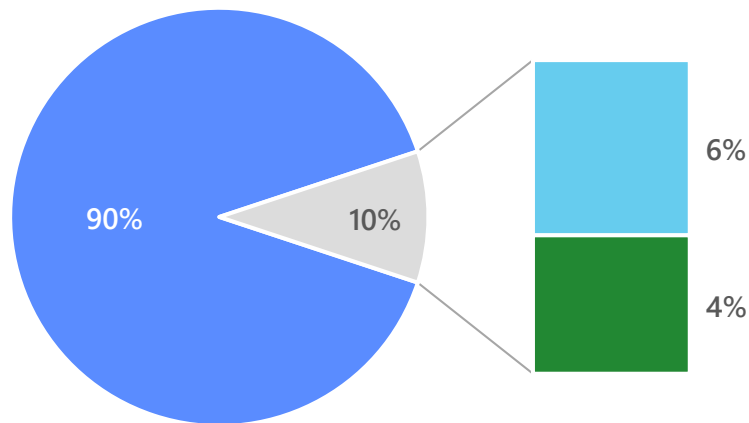


### Student Enrolment Patterns



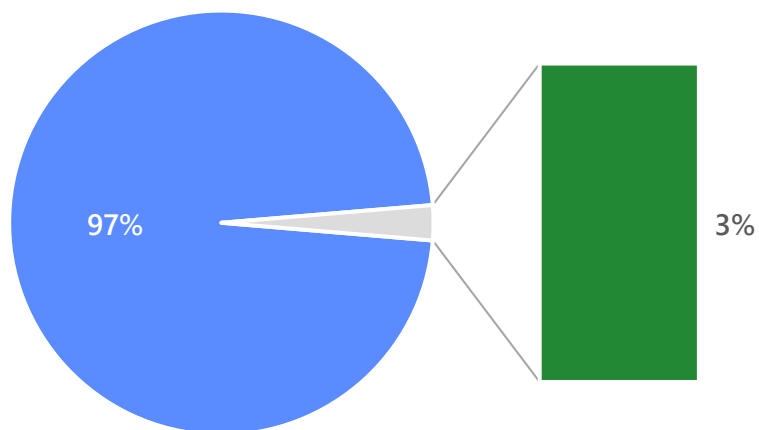
## Student Level

### Domestic Students



■ Undergraduate    ■ Vocational    ■ Pathway


### International Students



## Student Location in Fall 2020

**11%** of Science & Hort students live outside of the Lower Mainland

This includes students who live elsewhere in BC, elsewhere in Canada, or outside of Canada entirely.




# What KPU Science & Horticulture Students Tell Us

From the Fall 2020 Student Satisfaction Survey – Faculty of Science & Horticulture Results  
Of the 1,867 eligible Science & Horticulture students, 857 (46%) responded to the survey




## Born in Canada

72% of domestic students



## Multilingual

Domestic: 65%  
International: 97%




## Languages

Punjabi: 43%  
Hindi: 37%  
French: 12%



## First Generation Student

(Parents did not attend post-secondary education)  
Domestic: 32%  
International: 52%



## Plan to Complete a Bachelor's

Domestic: 74%  
International: 66%



## Religion

Sikh: 39%  
Non-religious: 25%  
Christian: 17%

## Disability & Ongoing Medical Conditions



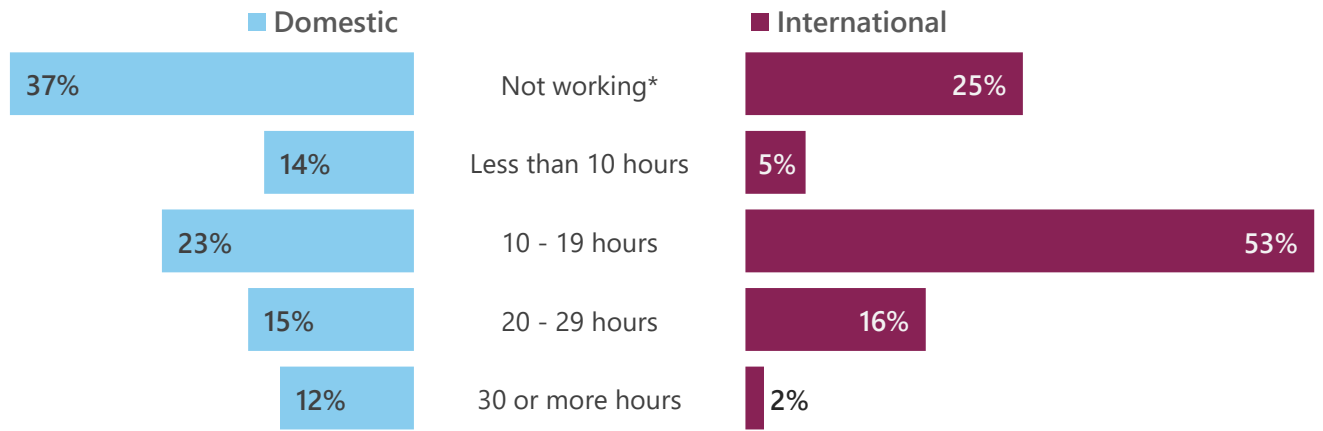
35% of domestic students  
10% of international students

...have a disability or ongoing condition that affects their functioning which they consider a disadvantage in their studies.



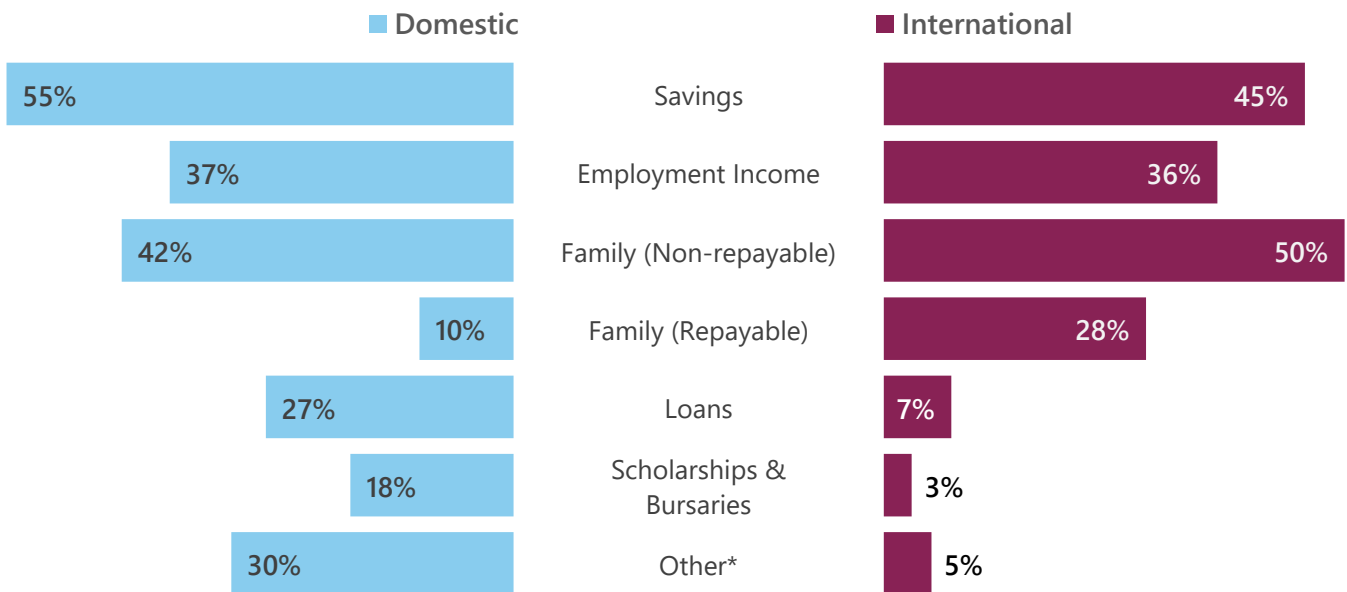
Mental health conditions are most common:  
26% of domestic students  
7% of international students  
...have a mental health condition, such as depression or anxiety.

## Weekly Hours Worked in Paid Employment



\* In 2019, 29% of domestic students and 14% of international students were not working.

## Funding Sources for Education & Living Expenses

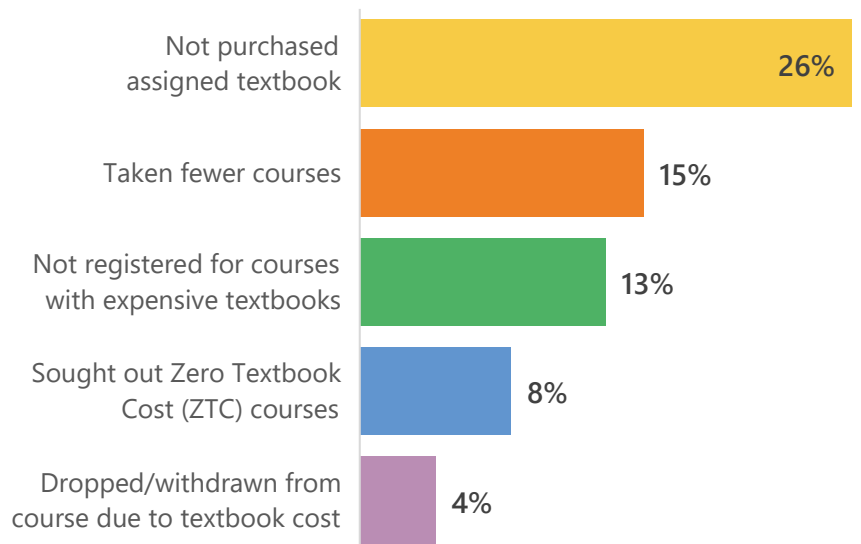


\* The 'Other' category was high in 2020 due to students receiving CERB, CESB, or other COVID-19 benefits.

## How Students Deal with Textbook Costs

49% of students in the Faculty of Science & Horticulture have tried to avoid textbook costs in some way, sometimes changing their educational plan to do so.

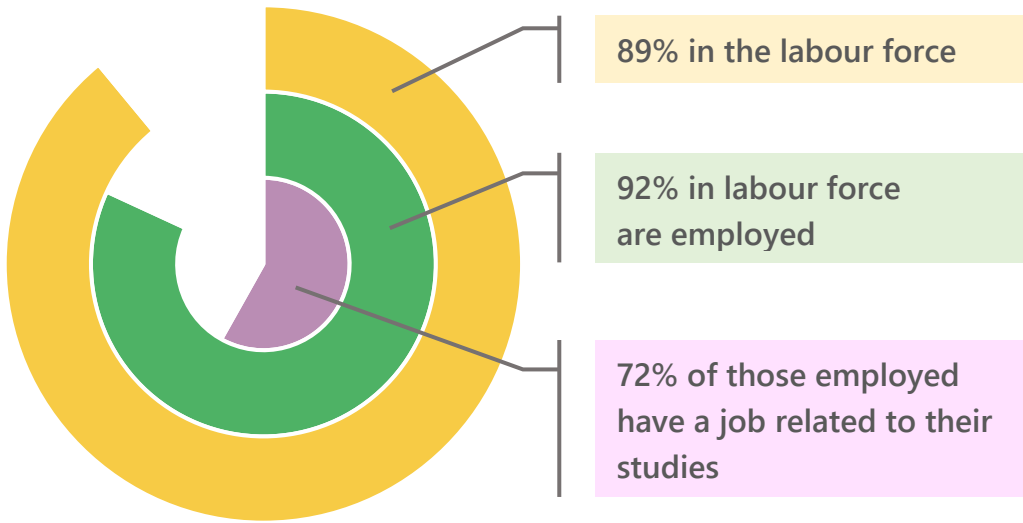
For example, 26% of Science & Horticulture students report not purchasing an assigned textbook at some point in their studies.



# How KPU Science & Horticulture Graduates Do

From the 2017-2019 BC Student Outcomes Surveys (conducted within two years of graduation)

## Labour Force Participation

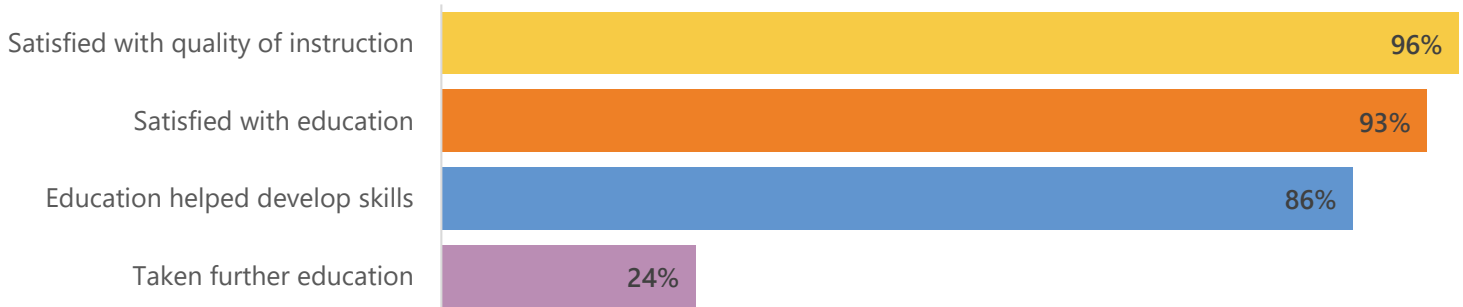


'Labour Force' includes everyone working or looking for work, but excludes full-time students.

'Employed' includes everyone in the labour force who is working or who has a job lined up.



## KPU Science & Horticulture Graduate Outcomes



## KPU Science & Horticulture Graduate Skill Development

Percent of KPU Science & Horticulture Graduates who agreed their education helped them develop the following skills

