


## Using PebblePocket

PebblePad has an app that can help you capture and include content from your mobile device to use in your portfolio.



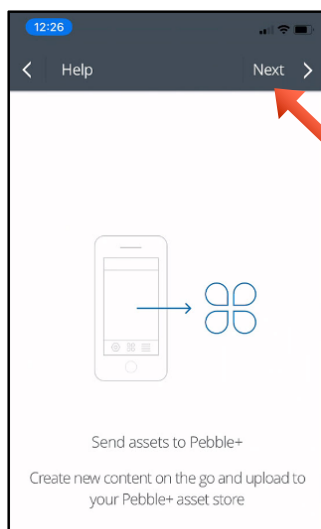
**Available as a free download on your mobile device from the Apple or Android App Store.**

By downloading and logging into PebblePocket, you are allowing the app to access:

- Internet connection information
- Photos, media and files
- Camera and microphone

**Wifi or Mobile Network connectivity is required when logging into your PebblePad account and when sending files to your asset store.**

### Steps for Using PebblePocket:

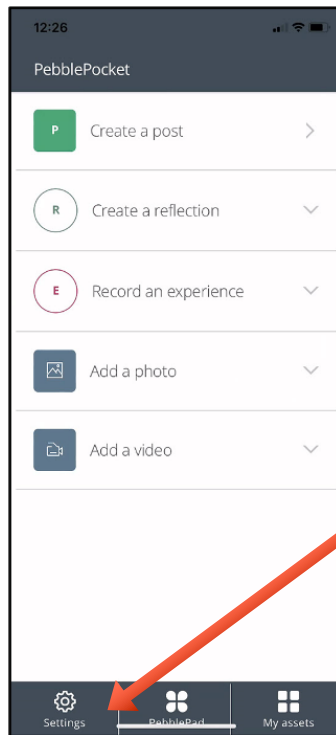


1) Download the app to your device

2) Open the app and click "Next"

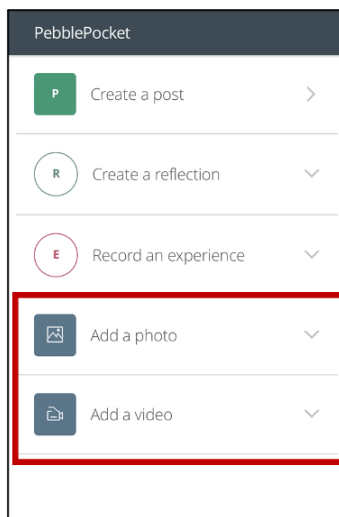
This will take you to the main PebblePocket page.

## Using PebblePocket



3) Click “Settings”  
Log into PebblePad with your  
KPU PebblePad account.


This will link your accounts.



4) Select the type of media you  
would like to add to your portfolio.

You can add photos or videos  
you’ve taken on your mobile phone  
or tablet.

## Using PebblePocket



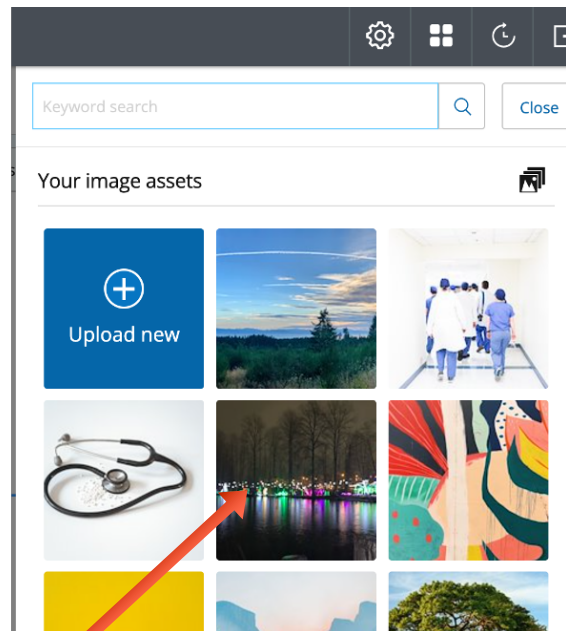
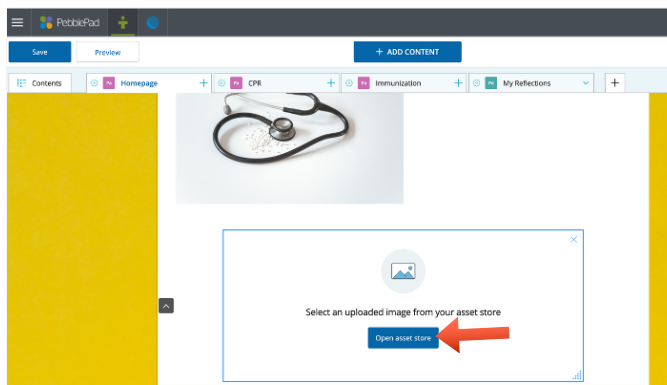
5) Once you've chosen the image or video you want to add, you can give it a title, and a short description.

Then click "Send" to send it to PebblePad.

It will upload the image/video directly to your asset store for you to access later.

*Note: large media files might take longer to upload*

### To use the media you uploaded, open the Asset Store in PebblePad.



Your media is automatically added and can be used in any of your portfolios or workbooks.