

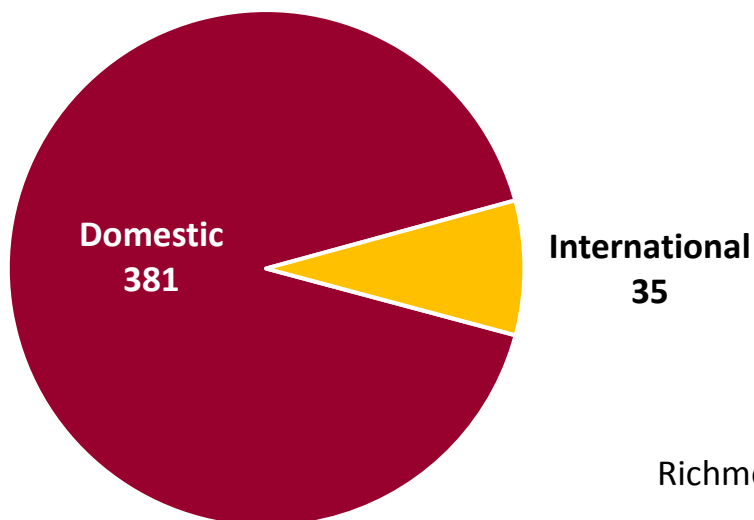
KPU Student Profile: Wilson School of Design

Students who Studied in the 2017/18 Academic Year ¹

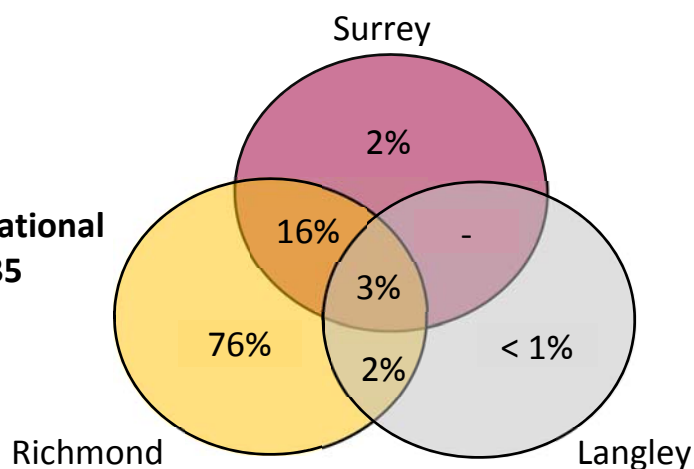
All students enrolled in Wilson School of Design programs



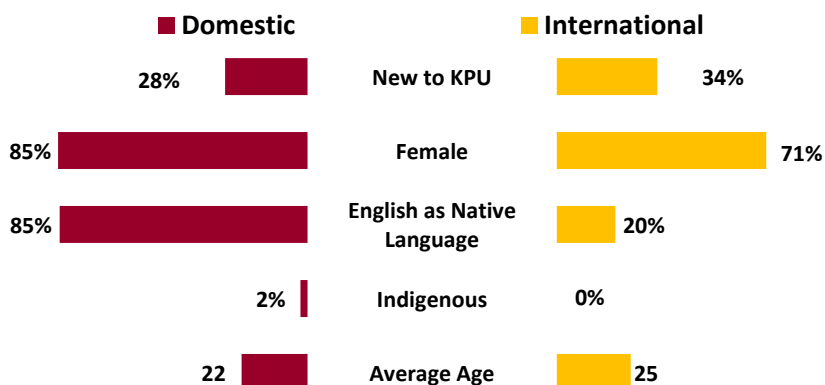
Headcount of Domestic and International Students



Distribution by Campus ²



Key Demographics of Domestic and International Students in Design




8% of Design students were international


¹ Based on administrative data.

² Students can take courses on multiple campuses. Not depicted are where no students are attending any campus or combination of campuses.

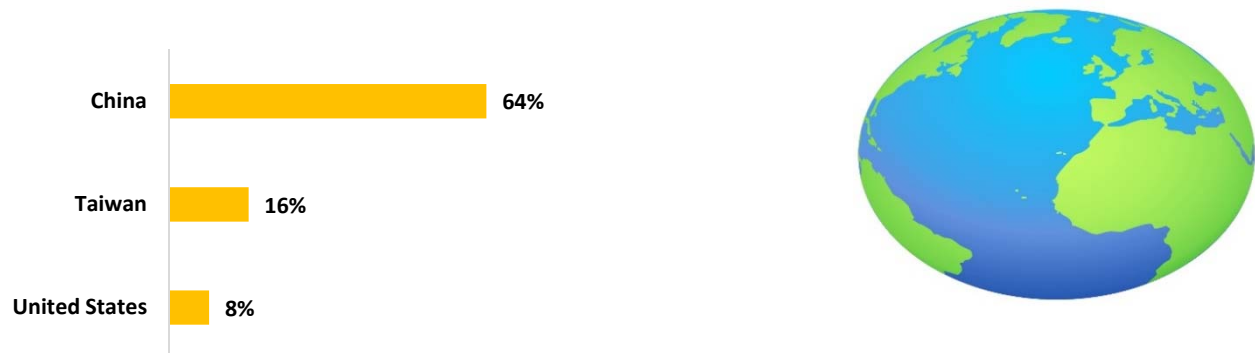
Distribution of International and Domestic Students in Design by Credential Level ³



Enrollment Patterns of International and Domestic Students in Design ⁴



Top 3 International Student Countries of Origin for Design



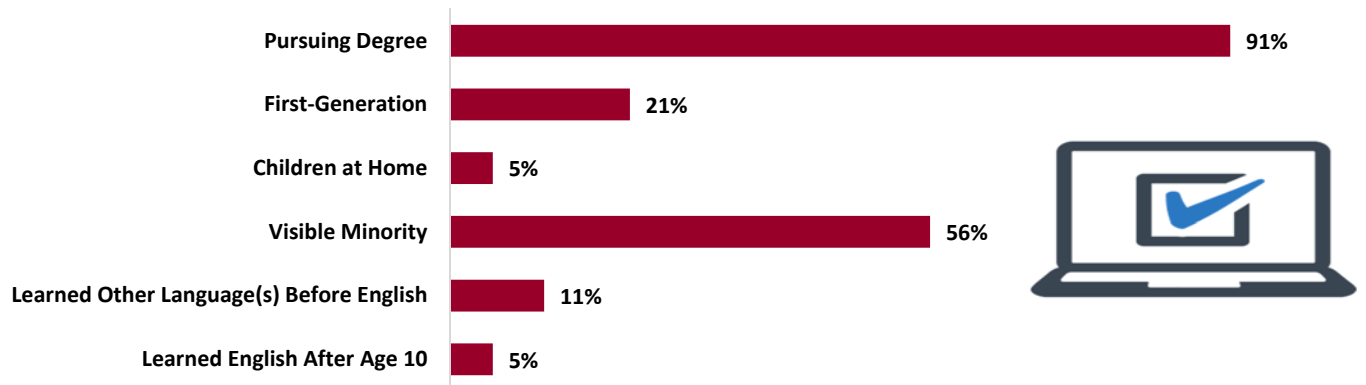
³ Percentages may not add up to exactly 100% due to rounding and may exceed 100% because students can be in more than credential level per year.

⁴ Preparatory courses such as qualifying courses or English Language Studies taken in 2016/17 or before.

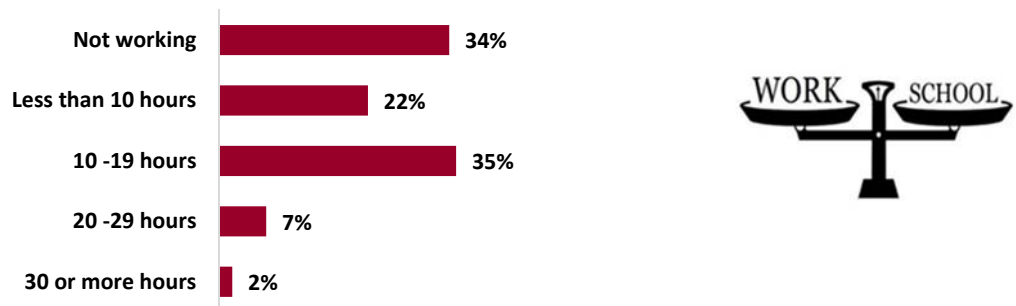
What Design Students Tell Us

From the Fall 2017 Student Satisfaction Survey⁵

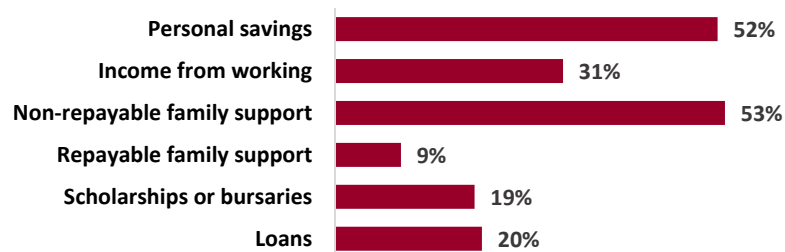
Profile⁶



Hours Worked Per Week at Paid Job



Sources of Funding for Education



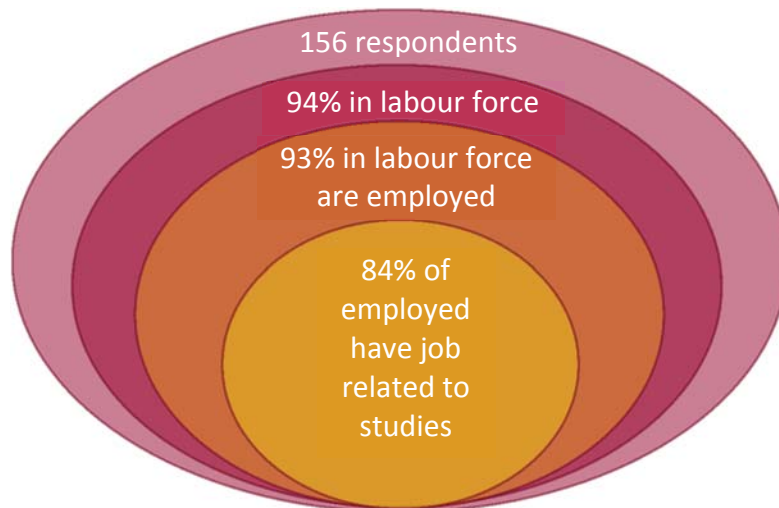
⁵ The Student Satisfaction Survey was distributed to all KPU students who were enrolled during the Fall 2017 semester, excluding those enrolled only in CPS courses.

⁶ Percentage of students pursuing a degree are those who reported this as their educational goal. A student may have yet to make their program declaration, so may not be counted as a degree student in the administrative data.


How Design Graduates Do

From BC Student Outcomes Surveys ⁷

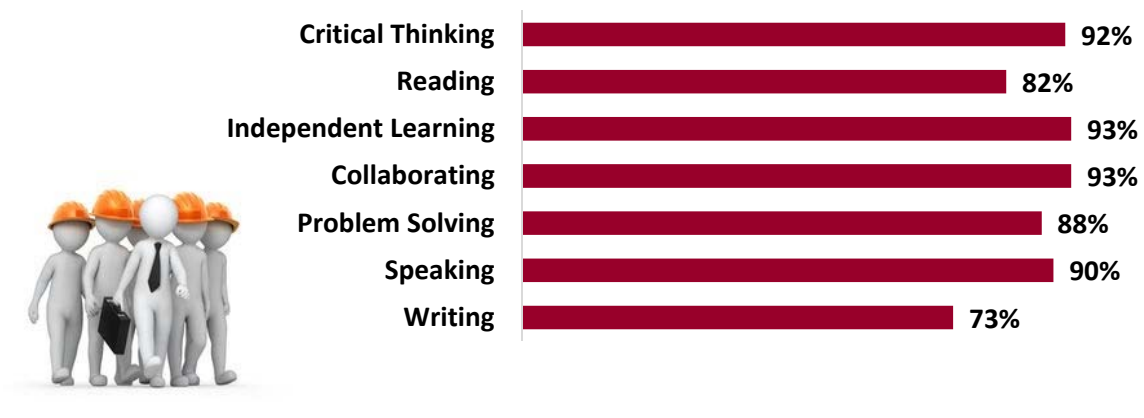
Labour Force Participation of Design Graduates



Design Graduates who Experienced the Following Outcomes



Design Graduates who Developed the Following Skills Through Their Education at KPU



⁷ Responses are three-year averages of graduates surveyed between 2015 and 2017. Data are consolidated from the Baccalaureate Graduates Survey (BGS) and the Diploma, Associate Degree, and Certificate Student Outcomes Survey (DACSO), as applicable to Design programming.