

INTERIOR DESIGN



kpu.ca/interiordesign

kpu.ca/design



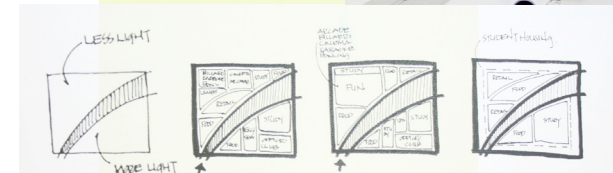
facebook.com/KPUInteriorDesign



twitter.com/KwantlenIDSN

accredited

passionate



comprehensive



KPU's Interior Design Program follows the Interior Designers of Canada and the Council for Interior Design Qualification's definition of Interior Design.


What is Interior Design?

There is a misconception that Interior Design is merely “decorating” a space with furniture, paint, and accessories. Interior design is more complex than this.

In fact, those within this occupation must perform structural research, building studies, and understand complicated building codes.

As a professional interior designer, you will prepare construction documents including plans, elevations, millwork details, electrical plans, partition plans, and reflected ceiling (lighting) plans. Interior designers must also ensure their plans and designs are safe as well as functional.

As a student in our program, you will create space plans, drawings (2 and 3-D), models, material boards, and presentations based around creative process, meeting codes, understanding human behaviour, and client needs.



Credit: Santiago Arcila, Grad

What is the career potential?

The career potential for this field is strong. When the economy is strong, building construction increases, and this in turn results in jobs for interior designers. Of course the career potential clearly depends on the individual, their portfolio, and work experience upon graduation.

Graduates of our program may go on to hospitality design, retail design, exhibition and set design, office design, or residential design. Over time, some of our graduates become senior partners in architectural/design firms and may also go on to start their own firms.

You may find more information including salary outlooks on the National Occupational Classification located on the Human Resources and Skills Development Canada website OR on the WorkBC website under ‘Occupations’.

HIRED

“We have been hiring Kwantlen graduates for years and have been consistently impressed with the quality of their education, their attitude, and the speed with which they grow in our firm.”

– Carol Jones, Principal, KASIAN



PROOF

“The program provided me with a strong foundation of interior design that will allow me to successfully contribute to the industry.”

– Lisa Lee, Grad, KASIAN

How is our program structured?

The interior design program at KPU is a full time, four-year degree program. The program is organized into seven categories which are inter-woven throughout all four years:

Studio – The design studio is a place where students define, search for, and produce solutions to the problems of interior design. A big part of Studio is learning to record your process from start to finish. This is also where you will learn methods for creative and critical thinking. Studio starts in the first semester of year one and continues every semester until graduation.

Technical – Students acquire the vocabulary, technical skills, and technical knowledge specific to the built environment. You will learn about structure and building codes as well as circulation, standard drafting principles, and diagramming.

Theory – Students study and analyze the evolution and history of design to acquire critical awareness and understanding.

Drawing & Rendering –

Seeing, thinking, and drawing are interrelated. Students will explore how design ideas are made visible in order to be clearly understood.

Site Studies – In order to learn essential observation skills, students travel outside of the classroom to see projects in progress and completed.

Professional Practice – Students are provided the opportunity to understand the practice of interior design and how to better transition from school to the workplace. In addition, studio courses and lab time provide hands-on experiential learning.

General (Liberal) Education – As part of the degree, it is important for students to acquire the ability to see things in context and expand their knowledge base and critical thinking skills. Liberal education is an important component to this.


Additionally, our students have access to the following resources:

- Industry Support (work experience, professional critiques, and vendor visits)
- Design Lab (product samples, product databases, computers, scanners, plotters, and print resources)
- Workshop (hand tools, power tools, and drafting equipment)
- Laptop Program (laptops with industry-standard software)
- Learner Supports (online databases, librarians versed in design resources, educational and personal counsellors, and tutors)
- International Opportunities (semester abroad and out-of-university travel experiences)

resources



Credit: Adrianna Golinsky, Grad



Program course offerings:

Year 1					
Fall	Studio 1	Materials	Design Awareness 1	Technical Drawing 1	Liberal Education Elective
Spring	Studio 2	Components	Design Awareness 2	Technical Drawing 2	English 1100

Year 2					
Fall	Studio 3	Building Systems 1	Design Theories 1	Drawing & Rendering 1	Environmental Human Factors
Spring	Studio 4	Building Systems 2	Design Theories 2	Drawing & Rendering 2	Liberal Education Elective

Year 3					
Fall	Studio 5	Building Systems 3	Design Theories 3	Liberal Education Elective	Liberal Education Elective
Spring	Studio 6	Contract Documentation	Design Theories 4	Major Field Studies	Liberal Education Elective

Year 4					
Fall	Senior Studio 1	Advanced Design Studies 1	Professional Practice 1	Liberal Education Elective	Liberal Education Elective
Spring	Senior Studio 2	Advanced Design Studies 2	Professional Practice 2	Professional Practice	Liberal Education Elective (x2) with one at the upper level

The interior design program requires 128 credits of course-work as listed above. In addition to the core interior design courses, students take general education courses as part of the degree. See our website for the most up to date list.



Credit: Mike Lukowski, Grad

Why study at KPU?

There are many benefits to studying interior design at KPU. We pride ourselves on our small class sizes, spacious studios, technological tools, and learner supports. Our amazing instructors are committed to each student's success.

You will often find instructors and students meeting in studios, offices, and even hallways outside of regular class time. At KPU you get to know your instructors by their first name. Our instructors have a wealth of professional experience and teaching practice, and are always working to expand their knowledge base.

KPU's Interior Design program is accredited until 2019 by the Council for Interior Design Accreditation (CIDA). North America relies on CIDA to regulate the interior design industry and educational institutions. Accreditation ensures that curriculum meets industry standards and helps you to build the foundation of becoming a registered interior designer.

accredited

STUDENT PROFILE

Our students come from a wide variety of backgrounds and vary in age and experience. Often our students have explored other art forms including photography, drawing, illustration, painting, pottery, jewelry making, model making, or other kinds of design-focused work.

Our students may come directly from high school, from other post-secondary institutions, or are mature adults who want to make a career change.

What they all have in common is a passion for interiors, solid communication skills, computer experience, and an awareness of the interior design profession.



Judith Babcock, Grad 2015
Winner of the 2014 Illuminating Engineering
Society's Student Lighting Design Contest

How do I apply?

To apply to the Interior Design program you will need to submit a formal application online at kpu.ca/apply. We begin taking applications on November 1st of each calendar year and up until March 1st of the following calendar year.

Once you submit your application, it will be reviewed by the Admissions department for eligibility and English requirements. (Note that we require English 12 with a minimum grade of B for admission. Please contact Admissions to find out equivalents to English 12.) Once you meet these requirements, you will be invited to a portfolio review and interview held by the Interior Design department.

The Portfolio Review and Interview process takes place in late April each calendar year. Once you are recommended to the program, Admissions will contact you to secure your seat.

What should I include in my portfolio?



Of all the questions regarding our program, this is the question we get asked the most often. Other frequently asked questions include:

- How many pieces should I submit?
- What format or size do you prefer?
- Should I bring my work in digitally or in a large folder?
- Can I bring in models or large paintings?
- What are you looking for exactly?

The answer to those questions and more is this: We have no strict rules on the number of pieces submitted, nor the format.

We want you to think of the portfolio as a way to express yourself. How you present your work and the number of pieces you include is up to you. You want your portfolio to show your willingness to experiment with design, art materials, and various mediums. Some people choose to spread their work out while others like to use a portfolio and still others choose a digital format.



portfolio

We want you to know that your portfolio should be able to stand on its own without your explanation. Portfolios will be reviewed by instructors without you present. You want to be sure you organize your pieces effectively. In terms of content, here is a list of criteria we use to assess your portfolio:

1) Problem Solving & Creative Skills

Designers need to be creative, flexible, and able to problem-solve. We are looking for your ability to define a problem and show a solution. You may think about a problem you had at work or school or perhaps a project you planned or created. Show us the problem and how you came up with the solution.

We also want to see examples of creativity — not something simply reproduced from a photo, magazine, etc. We want to see examples of innovative, original, or detailed work. Show us your creativity and thought process.

2) Drawing & Visual Skills

An eye for design is important as is your ability to draw. You want to show us examples of your drawing and three-dimensional skills. You may want to include sketches, paintings, prints, photographs, drafting, model-making, pottery, furniture making, jewelry design, etc.



Credit: Derek Lee, 3rd Year Student


3) Digital Literacy & Computer Skills

Designers use digital technology to research, record, design, draw, and market their services. Show us your software knowledge by providing examples of word processing, photo manipulation, document layout, scanning, computer drafting or anything else that shows your computer abilities.

4) Communication Skills

Designers require strong oral and written communication skills to effectively present their ideas, communicate with professional consultants on a project, and be articulate on matters of technical knowledge and business. Show us the following:

- Photocopies of transcripts or credentials
- Samples of written documents
- Awareness of Interior Design as a “profession”
- Your résumé and completed questionnaire (*provided by Admissions*)



Credit: Ashley Noone, 2nd Year Student

5) Life Skills

Life skills are an ability to problem-solve, be self-aware, and think critically. The Interior Design program is an intensive program that requires strong time management skills, teamwork, and organizational skills. As part of your portfolio package, please provide:

- Three (3) letters of reference (by employer, friend, instructor, etc.)
- Provide a description of your time management skills, teamwork skills, volunteer experience, work history, organizational skills, etc.

The list above should help direct your selection of pieces and written materials. You may not have everything on the list but try to include as much as possible.



creative

How much is tuition?

Tuition and fees are charged per credit. You can calculate the cost of courses by looking at the number of credits and the tuition per credit amount for selective entry programs. In addition to this per credit cost, students also pay fees set by the Kwantlen Student Association. An example of costs per semester based on 32 credits (includes electives) over two semesters (one program year) is below:

Tuition fees (32 credits at \$131.05 per credit)	\$4194
Studio fees	\$396
Student Association and Multipass fees	\$679
Library, Technology and Student Life fees	\$293
Student Extended Health and Dental	\$190
Books and Laptop fees (estimate)	\$1600
TOTAL	\$7352

Please note that tuition and fees may vary each year. In addition to the above, in year three of the program, students choose a country/city and travel there to immerse themselves in the art, culture, architecture, and design. Applicants should factor in the cost of this travel at an additional \$3000–\$3500 (for year three).

Do you offer scholarships?

Because of our strong ties to industry (interior design firms, manufacturers, and suppliers) KPU's Interior Design program provides 20+ awards and scholarships each year totaling approximately \$21,000. Students also have the opportunity to apply for numerous awards through KPU and the Kwantlen Student Association. Students going on exchange also have access to various awards and financial assistance to make the dream of a semester abroad a reality. For a list of all awards and scholarships, please go to: kpu.ca/awards



How do I find out more?

Further information on the Interior Design program can be found online on Kwantlen Polytechnic University's website at: kpu.ca/interiordesign

We encourage all interested applicants to come to an Information Session or Open House and meet with instructors, current students, and alumni to learn more about the program and portfolio requirements. Please check the KPU calendar or the Wilson School of Design webpage for upcoming dates and times: kpu.ca/design/events

If you still require further information after visiting our website, please feel free to contact us at info.idsn@kpu.ca or call 604-599-2755.



Credit: Kaylie Seeton, Grad



HELLO

"I have taught at KPU for over 11 years and am continually inspired by our students. There is a magic that happens in our program – our students graduate and go out and change the world of interior design."

– Brenda Snaith, Instructor