

CAMPUS ADDRESS:
12666-72nd AVE.
SURREY, B.C.
V3W 2M8

SECURITY PHONE:
(604) 599-2076

TOTAL AREAS
SITE AREA
25.34 Acres
BUILDING AREA (NET)
26,994 M²

ARBUTUS BUILDING
NET AREA 2861 M²
ROOMS 100 TO 142
ROOMS 200 TO 232
ROOMS 300 TO 365

BIRCH BUILDING
NET AREA 1963 M²
ROOMS 100 TO 151 ROOMS 200 TO 228

<u>MAPLE BUILDING</u>	
NET AREA 4000 M ²	
ROOMS 102 TO 176	ROOMS 1802 TO 1896
ROOMS 200 TO 254	ROOMS 2801 TO 2881
	ROOMS 3801 TO 3881

<u>FIR BUILDING</u>	
NET AREA 6150	M ²
ROOMS 100	TO 1379
ROOMS 200	TO 2439
ROOMS 300	TO 3429

SPRUCE BUILDING
NET AREA 5286 M²
ROOMS 100 TO 152
ROOMS 201 TO 218










YEW BUILDING
NET AREA 67 M²
ROOMS DG1 TO DG3

<u>CEDAR BUILDING</u>	
NET AREA	6667 M ²
ROOMS	1000 TO 1290
ROOMS	2000 TO 2145
ROOMS	3000 TO 3065

PARKING ZONES

S1-7

PARKING ZONES

-  ACCESSIBLE PARKING: 24
-  **E** ELECTRIC CAR CHARGE: 2
-  **H** HYBRID/ELECTRIC PARKING: 5
-  **V** VISITOR PARKING: 7
-  **M** MOTORCYCLE PARKING: 12
-  **C** CARPOOL PARKING: 8
-  **S** CAR SHARE PARKING: 2
-  **T** TRADES/SERVICE VEHICLES: 5
-  **K** KPU SHUTTLE STOP

SYMBOL KEY

MAIN FIRE SIAMESE
FIRE SIAMESE
FIRE PANEL
FIRE HYDRANT
BUS STOP

SCHEDULED CAPACITY
2996

DRAWN BY

ORIENTATION
NORTH