

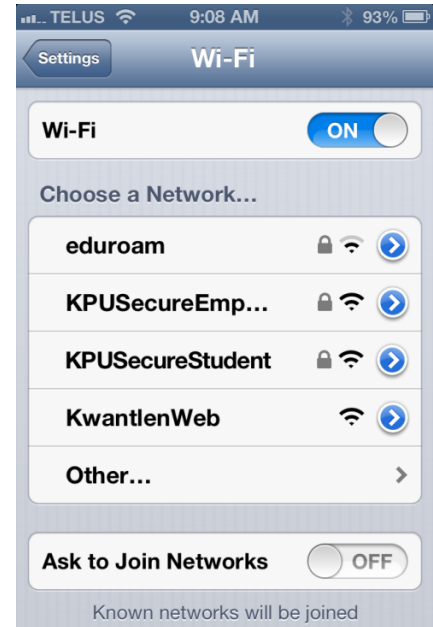
Connecting to Kwantlen's Secure Wi-Fi with iPhone

- 1) Launch the **Settings** app



- 2) Tap **Wi-Fi**

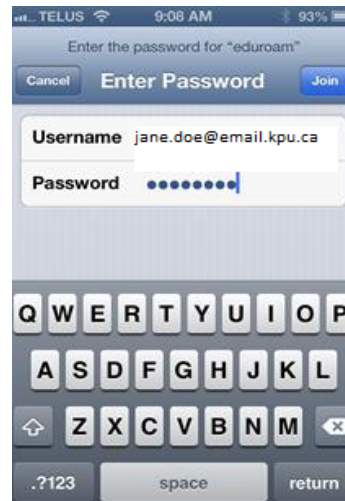
- 3) Tap the **eduroam** network



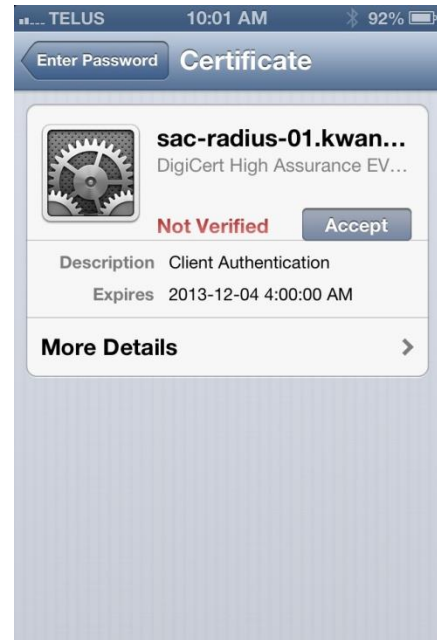
- 4) Eduroam username is your KPU email address.

Students: Enter your KPU email address (ending with @email.kpu.ca) as your username. Enter your PIN in the password field. Tap **Join**.

Employees: Enter your KPU email address (ending with @kpu.ca) as your username. Enter your password. Tap **Join**.



- 5) You may be prompted with a certificate. If it is for either **sac-radius-01.kpu.ca**, **sac-radius-02.kpu.ca**, or **rc-radius-01.kpu.ca**, and was issued by DigiCert, tap **Accept**.



- 6) After a few seconds, a checkmark will appear next to the network you selected. You are now connected to eduroam.

Now, select KPUSecureEmployee, or KPUSecureStudent, so your device will not select eduroam unless the other secure Kwantlen networks are unavailable.

