


KPU IT Department SSPR Registration for Employees



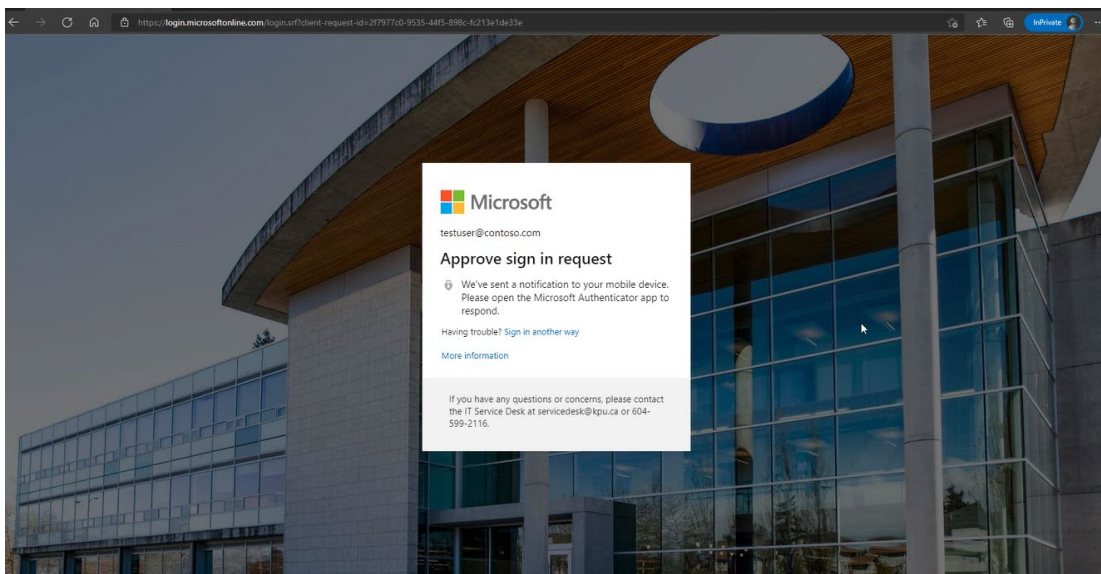
Self-Service Password Reset - Registration Steps

Before you can use SSPR you will have to confirm your authentication methods.
The first time you login to Office 365, you will be guided to setup your SSPR options.

Sign In

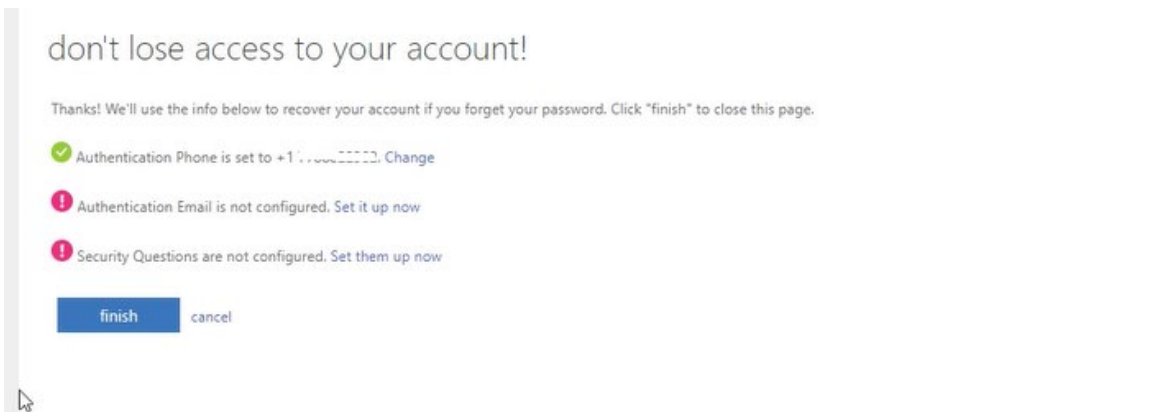
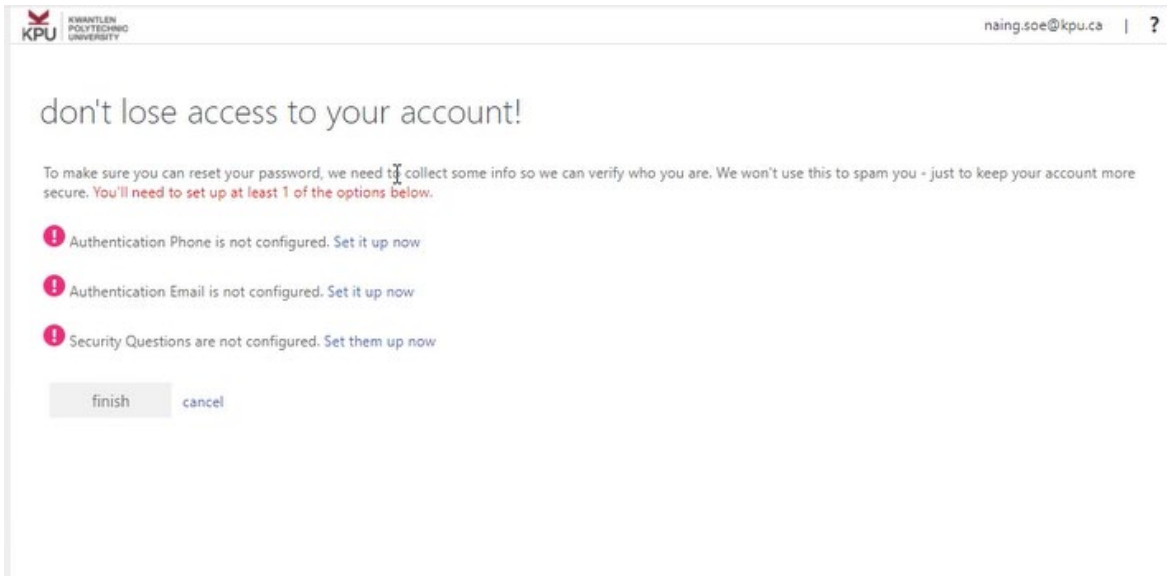


Confirm MFA



Follow each prompt to setup your authentication methods.

- Phone
- Email
- Security Questions



don't lose access to your account!

Please verify your authentication phone number below.

Authentication phone

Canada (+1) [v]

text me call me

back

don't lose access to your account!

Please verify your authentication email address below. Don't use your primary work or school email.

Authentication Email

email me

We've sent an email message containing a verification code to your inbox.

verify

back

don't lose access to your account!

Please select questions to answer below. **Your admin requires you to set up 5 questions, and answers must be at least 3 characters long.**

Security question 1

In what city was your first job?

Surrey ✓

Security question 2

What is your favorite food?

Sushi ✓

Security question 3

What city were you in on New Year's 2000?

Vancouver ✓

Security question 4

What school did you attend for sixth grade?

South Hill ✓

Security question 5

What was the first and last name of your childhood best friend?

Joe Doe ✓

save answers

back