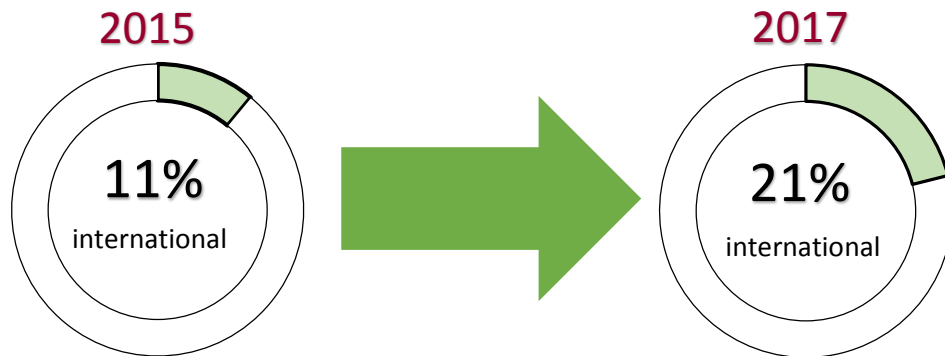


KPU Students in 2017


BIG change in percentage of KPU student body that was international



In 2017:
70% of international students were **South Asian**

Just over 50% of domestic students were a **Visible Minority**

Domestic¹



- 55% female
- 68% full-time
- 64% were 22 and under
- 37% were first-generation students² (**20% in 2015³**)
- 32% were in Business; 36% in Arts; 14% in Sci & Hort
- 76% pursuing a degree
- 80% expecting to complete educational goal at KPU



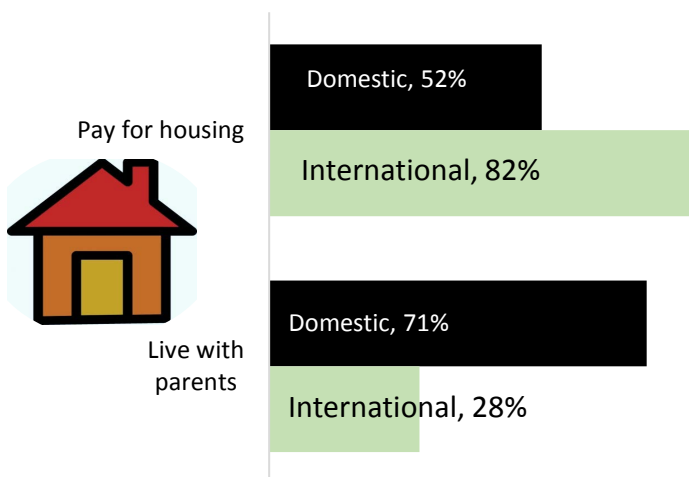
International



- 49% female
- 89% full-time
- 75% were 22 and under
- 55% were first-generation students (**31% in 2015**)
- 66% were in Business; 14% in Arts; 16% in Sci & Hort
- 45% pursuing a diploma
- 29% pursuing degree (**41% in 2015**)
- 93% expecting to complete educational goal at KPU



Living Arrangements⁴



1 in 10 KPU students have children at home



Top 3 Funding Sources⁵

Domestic students

- 1) Personal Savings (54%)
- 2) Family support (47%)
- 3) Work income (36%)



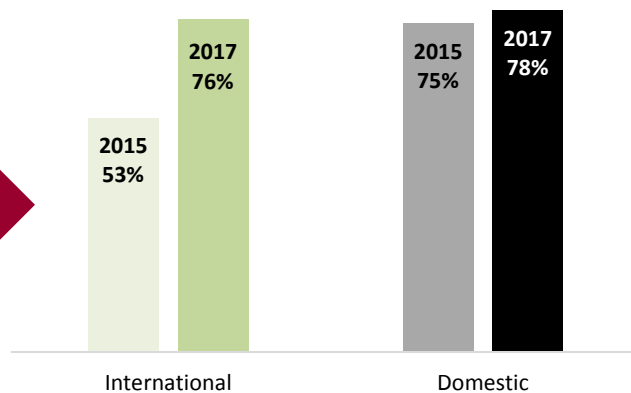
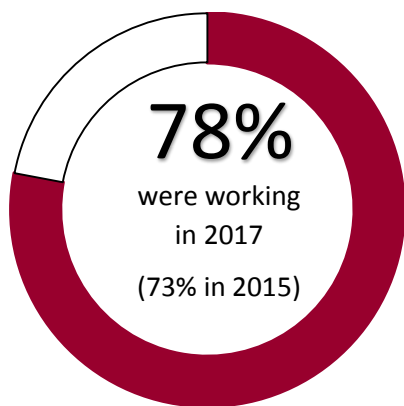
International students

- 1) Family support (74%)
- 2) Personal savings (50%)
- 3) Work income (31%)

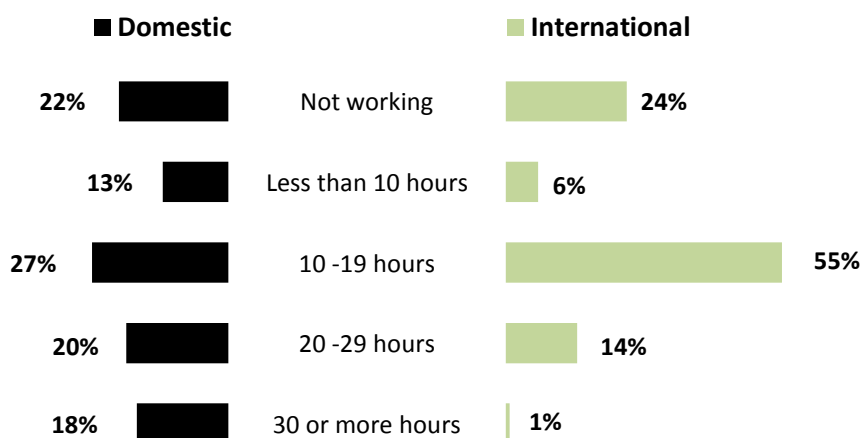


KPU students at work

International students showed a bigger change from 2015 to 2017



Hours worked per week



ENDNOTES

ABOUT THE 2017 STUDENT SATISFACTION SURVEY

KPU conducts a student satisfaction survey every 2 years and asks students various questions related to their selection of post-secondary institution, their education plans at KPU, their course registration and educational experiences, satisfaction with support services, as well as their background information (such as age, funding sources, etc.). In 2017, a total of 3,662 students responded to the online survey between October 17, 2017 and November 10, 2017. This translates into an overall response rate of 25%, a 1 percentage point decrease from the 2015 survey.

When reviewing information from the 2017 Student Satisfaction Survey, it is important to keep in mind that the following groups are over-represented:

| Group | Survey Percentage | Actual Percentage |
|-----------------------|-------------------|-------------------|
| Female students | 66% | 54% |
| Full-time students | 77% | 72% |
| Students 23 and older | 41% | 34% |

All percentages reported are rounded to the nearest whole percent.

All numbers reported as X of 10 students are reported such that X is the nearest whole number. For example, 9/10 students could refer to anywhere between 85 and 94%.

The breakdown of domestic and international students who responded to the survey (83% domestic, 17% international) is close to the actual breakdown in the KPU student body for Fall 2017 (79% domestic, 21% international).

¹ All data for Gender, Full-Time/Part-Time, Age, Faculty, and the percentage of the KPU student body that is international, are from KPU's administrative system.

² A student is a first-generation student if none of their parents/guardians took post-secondary education.

³ In the section comparing characteristics of international and domestic students on demographics (i.e. first-generation, academic goal), 2015 numbers are presented in brackets where there is a difference of 10 percentage points or more between the 2015 and 2017 surveys.

⁴ Students were asked the question, "where are you currently living?" Whether students pay for housing and whether students live with parents are variables derived from the following response options: with parents/guardians and paying room and board, with parents/guardians without paying room and board, in housing that I rent on my own or with others, in housing that I own on my own or with others, other and paying, other and not paying.

⁵ A student having used a funding source refers to a student having listed that funding source as either their top or second funding source. "Support from family" refers to a student having used family support that they may or may not be required to repay. All data reported for students' funding sources is based upon the number of respondents who provided one or two funding sources (n = 1,587).