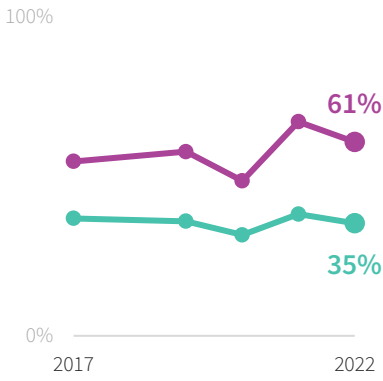


2022 Student Satisfaction Survey: Quick Facts

In the fall of 2022, over 5,900 KPU students responded to the annual Student Satisfaction Survey.

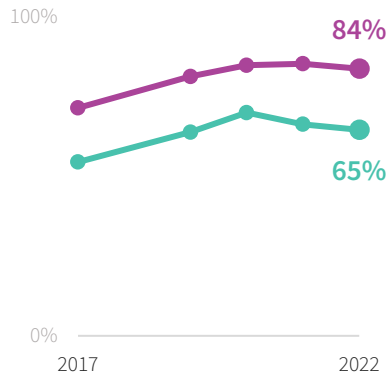
First generation.

Student's parents did not attend post-secondary education.



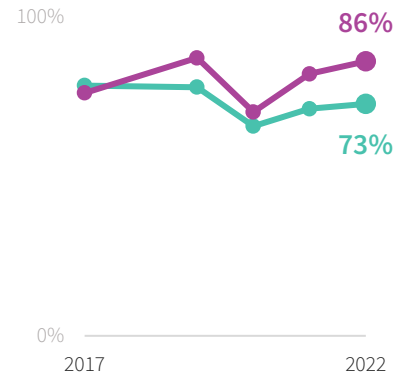
KPU was first choice.

Student wanted to attend KPU as their first-choice institution.



Working a paid job.

Student worked in paid employment while attending.

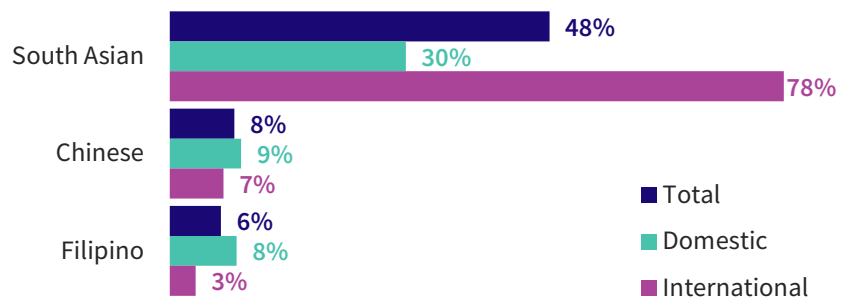


— Domestic — International

Racial and ethnic background

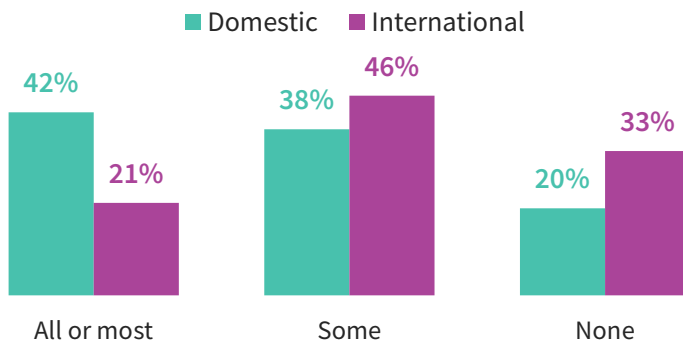
79%

of KPU students are from racialized groups. Almost half of KPU students are South Asian, and many others come from Chinese or Filipino backgrounds.



Demand for online courses.

Most students prefer that at least some of their courses be delivered online. Domestic students want more online courses than international students.



Demand over time.

Demand for online among domestic students has increased since 2020.

