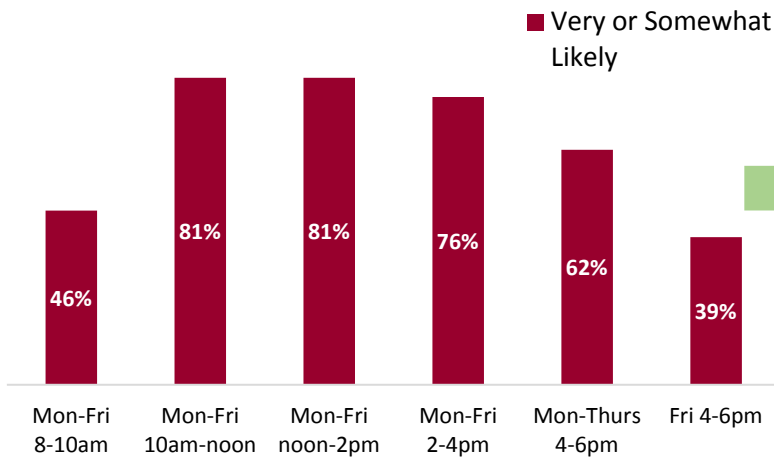


# Course Scheduling Preferences

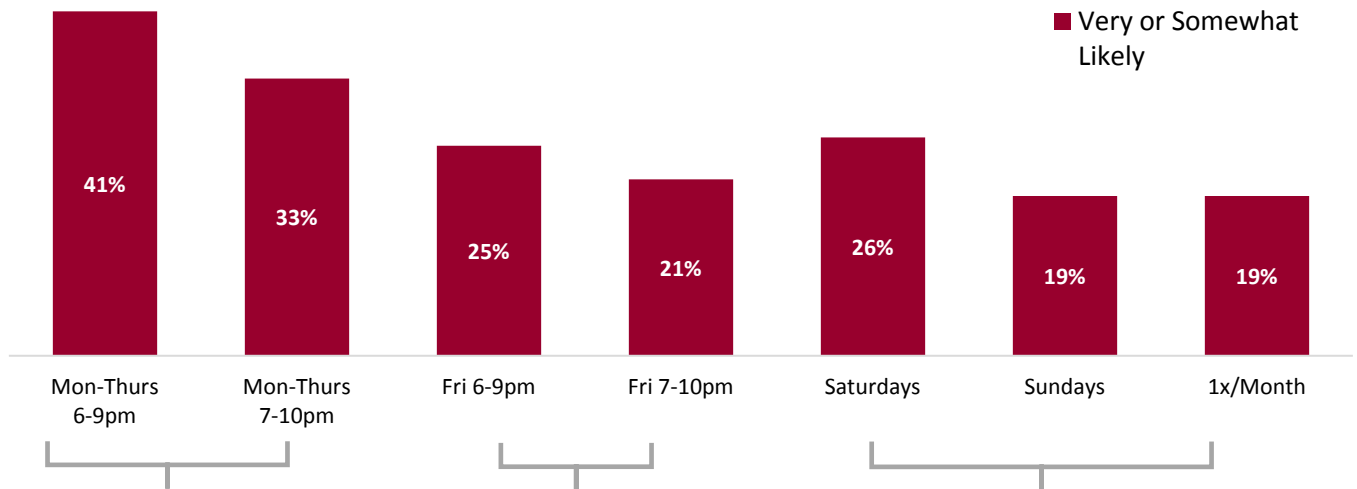
Likelihood <sup>1</sup> of *KPU students*<sup>2</sup> preferring courses at the following times *DURING THE DAY*



This picture has not changed since 2015

Of all the campuses, students at the **Langley Campus** were **MOST** likely to prefer courses before 10am (**58% very or somewhat likely**)

Likelihood of *KPU students*<sup>2</sup> preferring courses at the following *EVENING* and *WEEKEND* times



### Prefer Mon-Thurs Evenings

**55%** of students aged 30 and over

vs.

**41%** of students under 30

### Prefer Friday Evenings

**37%** of students aged 30 and over

vs.

**25%** of students under 30

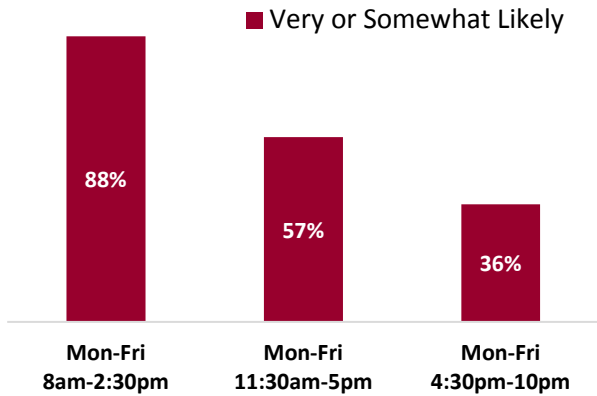
### Prefer Weekends <sup>3</sup>

**54%** of students aged 30 and over

vs.

**29%** of students under 30

Trades Foundation and Apprenticeship students prefer courses between 8am and 2:30pm



88% of Trades students would prefer to take courses Mon-Fri 8am to 2:30pm (down from 94% in 2015)

36% of Trades students would prefer to take courses Mon-Fri 4:30-10pm (up from 30% in 2015)

Percentages of KPU students<sup>2</sup> who prefer the following COURSE DELIVERY METHODS<sup>4</sup>

In-class only

60%



45% for Health students

55% for those working 30+ hours/week

66% for international students<sup>5</sup>

In-class and online for same course

26%



42% for Health students

26% for those working 30+ hours/week

Online

9%



8% for Health students

15% for those working 30+ hours/week

NO differences between all KPU students and those 30 and over on any of the course delivery methods

Percentages of KPU students who prefer each SUMMER SEMESTER OPTION

Very or Somewhat Likely

4-month semester (May to August) 76%

42% of students in Design are somewhat/very likely

84% of international students are somewhat/very likely

82% of students in Business are somewhat/very likely

Interession 1 (May - June) 72%

65% of students under 19 are somewhat/very likely

Interession 2 (July - August) 56%

66% of international students are somewhat/very likely

65% of students unable to register in 3 or more courses in Fall 2017 are somewhat/very likely



## ENDNOTES

### ABOUT THE 2017 STUDENT SATISFACTION SURVEY

KPU conducts a student satisfaction survey every 2 years and asks students various questions related to their selection of post-secondary institution, their education plans at KPU, their course registration and educational experiences, satisfaction with support services, as well as their background information (such as age, funding sources, etc.). In 2017, a total of 3,662 students responded to the online survey between October 17, 2017 and November 10, 2017. This translates into an overall response rate of 25%, a 1 percentage point decrease from the 2015 survey.

When reviewing information from the 2017 Student Satisfaction Survey, it is important to keep in mind that the following groups are over-represented:

Group	Survey Percentage	Actual Percentage
Female students	<b>66%</b>	54%
Full-time students	<b>77%</b>	72%
Students 23 and older	<b>41%</b>	34%

The breakdown of domestic and international students who responded to the survey (83% domestic, 17% international) is close to the actual breakdown in the KPU student body for Fall 2017 (79% domestic, 21% international).

All percentages reported are rounded to the nearest whole percent.

All numbers reported as X of 10 students are reported such that X is the nearest whole number. For example, 9/10 students could refer to anywhere between 85% and 94%.

---

<sup>1</sup> All mentions of the percent of students who are “very or somewhat likely” to prefer courses are certain times, are from a scale where the answer options were: “very likely,” “somewhat likely,” “neither likely nor unlikely,” “somewhat unlikely,” and “very unlikely.”

<sup>2</sup> “All KPU students” excludes students who reported Trades Foundation and Apprenticeship as the focus of their studies at KPU.

<sup>3</sup> The 1x per month option refers to a course being offered once per month, on Friday evening plus all day Saturday.

<sup>4</sup> The five answer options were “in class,” “online,” “a blend of in class and online for the same course,” “no preference,” and “don’t know.” 4% of students reported “no preference,” and 2% reported “don’t know.” While these students are included in the base for the percentages reported for in class, online, and blended courses, they are not shown in the report.

<sup>5</sup> International students did not differ from all KPU students in their preferences for blended and online delivery.