

Diversity at KPU

All KPU students:

63%

were a visible minority ¹

Domestic students:

56%

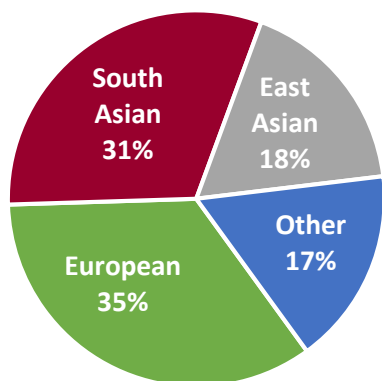
were a visible minority ¹

International students:

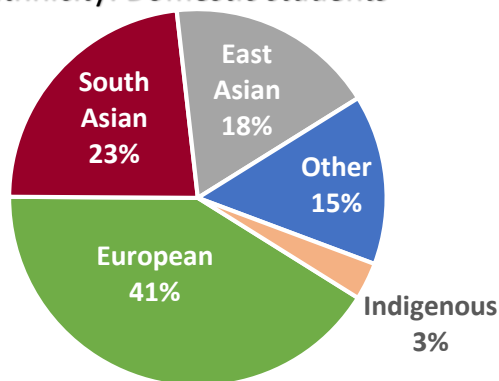
96%

were a visible minority ¹

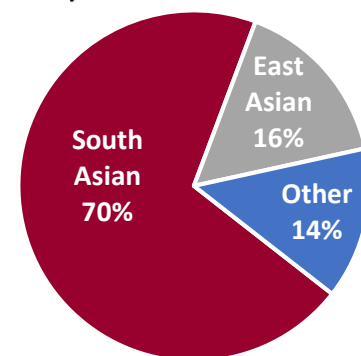
Ethnicity: All KPU students



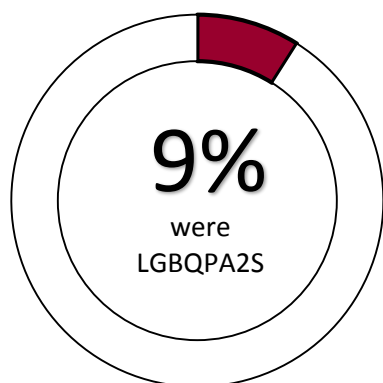
Ethnicity: Domestic students



Ethnicity: International students



Gender and Sexual Orientation²

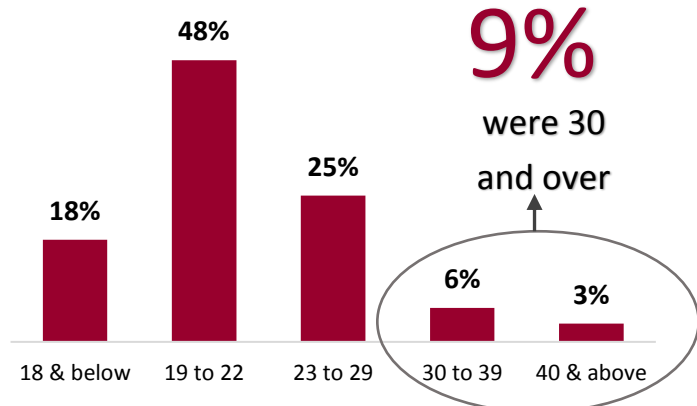


1% identified as non-binary

1% identified as having trans experience



Age³ and ability



5% of KPU students identified as having a disability

*% who believe KPU students are treated fairly regardless of*⁴

All KPU



subgroups
differing by 5% or
more

75% LGBTQPA2S students
59% students with trans experience⁵
47% Non-binary students⁵



71% LGBTQPA2S students
67% students with trans experience⁵
50% Non-binary students⁵

All KPU



subgroups
differing by 5% or
more

75% Indigenous students



76% international students
59% Indigenous students

All KPU



subgroups
differing by 5% or
more

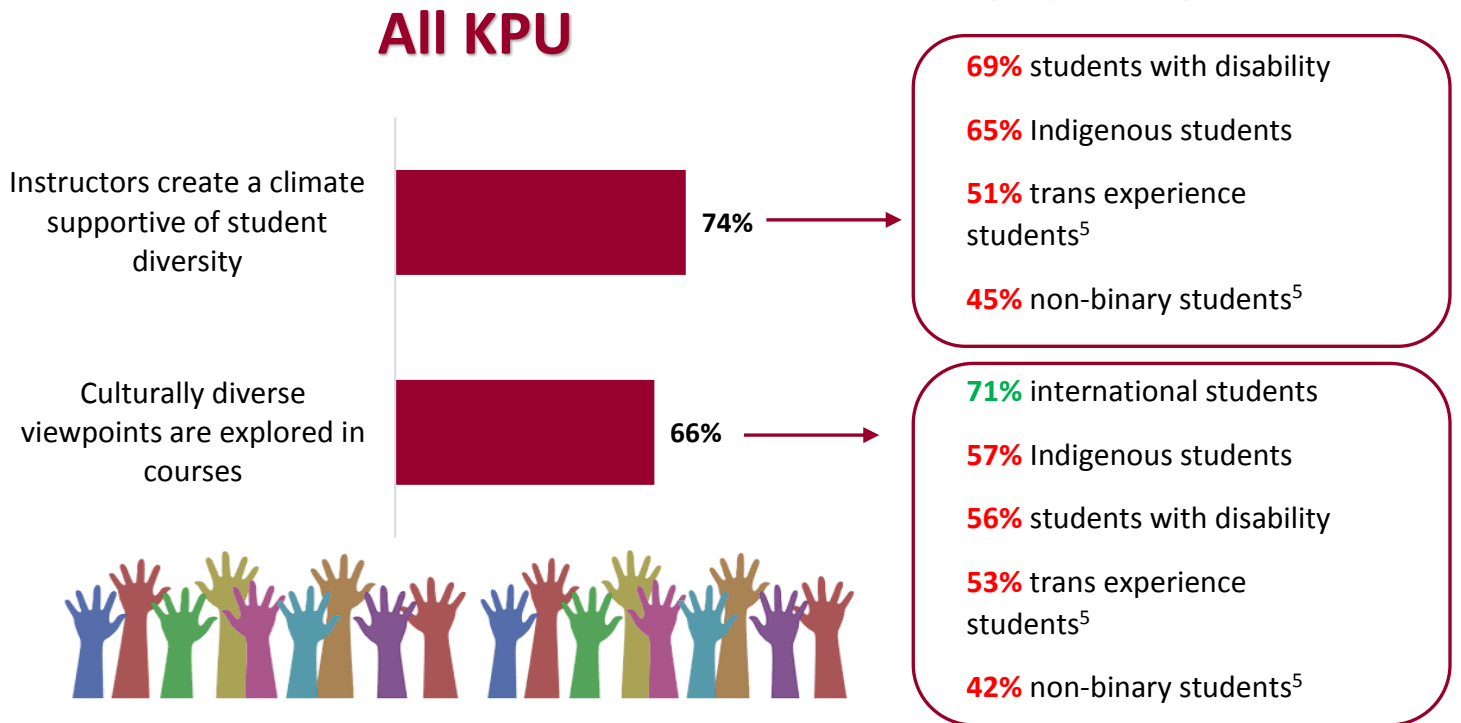
None



64% students with disability

Diversity-related aspects of the KPU student experience⁶

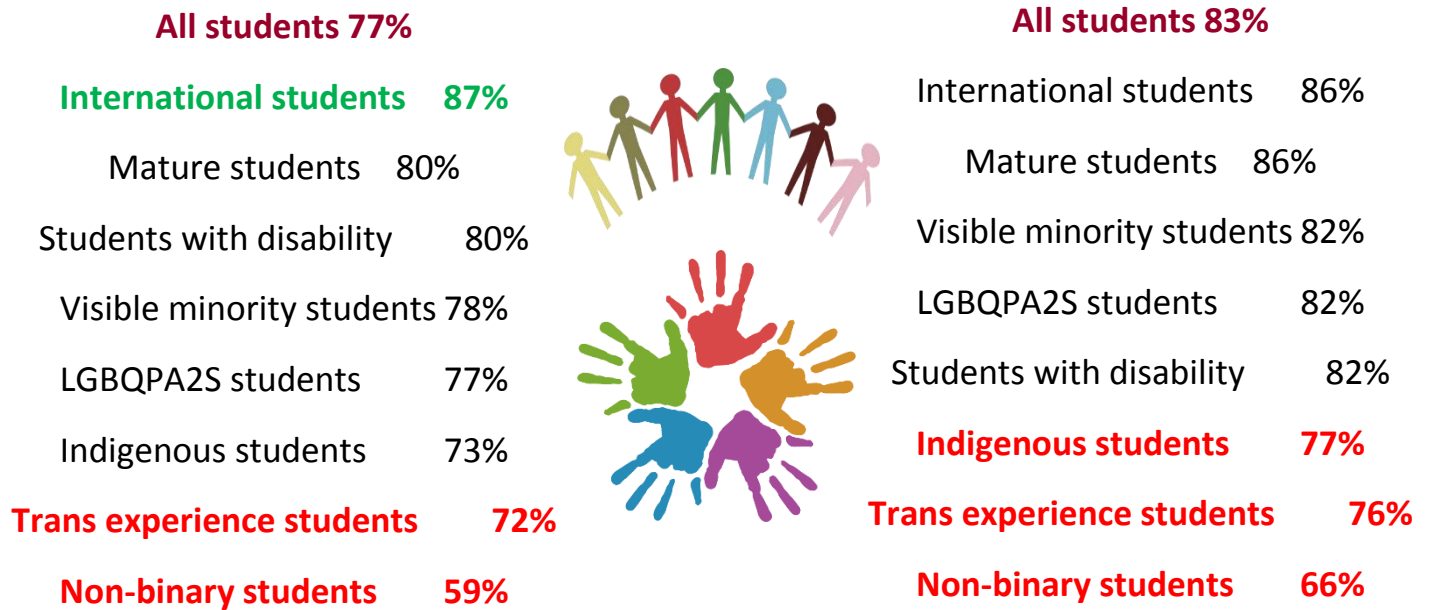
subgroups differing by 5% or more



How are the diversity groups doing at KPU overall?⁷

% satisfied with services at KPU

% satisfied with educational experience



Above all KPU students

Same as all KPU students

Below all KPU students

ENDNOTES

ABOUT THE 2017 STUDENT SATISFACTION SURVEY

KPU conducts a student satisfaction survey every 2 years and asks students various questions related to their selection of post-secondary institution, their education plans at KPU, their course registration and educational experiences, satisfaction with support services, as well as their background information (such as age, funding sources, etc.). In 2017, a total of 3,662 students responded to the online survey between October 17, 2017 and November 10, 2017. This translates into an overall response rate of 25%, a 1 percentage point decrease from the 2015 survey.

When reviewing information from the 2017 Student Satisfaction Survey, it is important to keep in mind that the following groups are over-represented:

Group	Survey Percentage	Actual Percentage
Female students	66%	54%
Full-time students	77%	72%
Students 23 and older	41%	34%

All percentages reported are rounded to the nearest whole percent.

All numbers reported as X of 10 students are reported such that X is the nearest whole number. For example, 9/10 students could refer to anywhere between 85 and 94%.

The breakdown of domestic and international students who responded to the survey (83% domestic, 17% international) is close to the actual breakdown in the KPU student body for Fall 2017 (79% domestic, 21% international).

¹ Visible minority students were defined as any student who listed something other than European/North American or Indigenous as their ethnic background. There were 81 indigenous respondents (78 domestic and 3 international).

² LGBTQPA2S refers to any student who identifies as: lesbian, gay, bisexual, queer, pansexual, asexual, or two-spirit. The 2017 Student Satisfaction Survey was the first time “non-binary” was offered as a gender option and the first time a question was asked about trans experience.

³ The distribution of students by age for fall 2017 comes from KPU’s administrative system.

⁴ This refers to the percentages of students who answered “agree” or “strongly agree” in response to each statement about fair treatment on a scale of “strongly disagree,” “disagree,” “neither agree nor disagree,” “agree,” and “strongly agree.”

⁵ All percentages for students with trans experience (n = 45) and non-binary students (n = 32) should be interpreted with caution.

⁶ Students were asked to rate different aspects of their educational experience on a scale ranging from: “strongly agree,” “agree,” “neither agree nor disagree,” “somewhat disagree,” and “strongly disagree.”

⁷ Students were asked to rate their overall educational experience and their satisfaction with services on a scale ranging from: “strongly agree,” “agree,” “neither agree nor disagree,” “somewhat disagree,” and “strongly disagree.”