

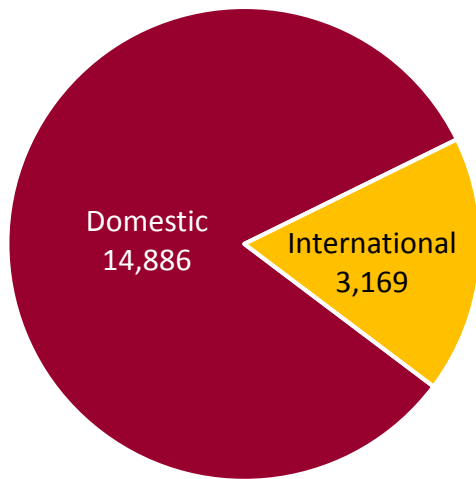
# Strategic Planning Research Brief

## KPU Student Profile

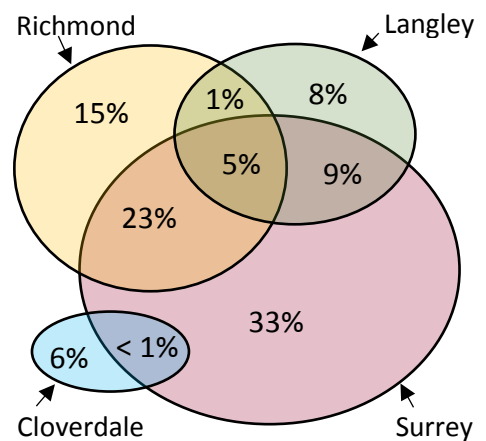
*KPU Students in the 2016/17 Academic Year*




*Headcount of Domestic and International Students*



*Distribution by Campus<sup>1</sup>*



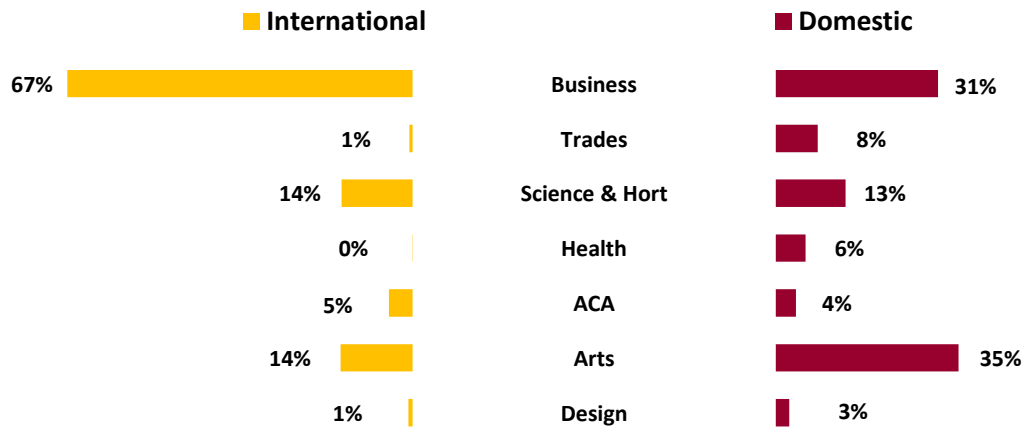
*Key Demographics of Domestic and International Students*



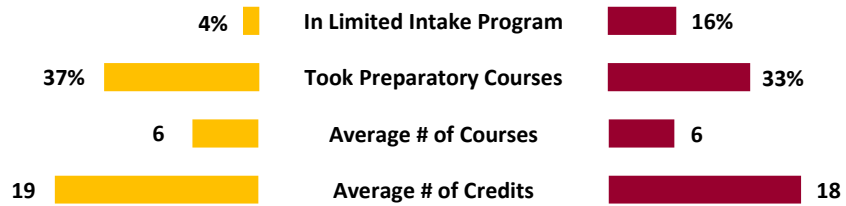
18% of KPU students were international

<sup>1</sup> Students can take courses on multiple campuses. Not depicted are where fewer than 20 students are attending more than one campus.

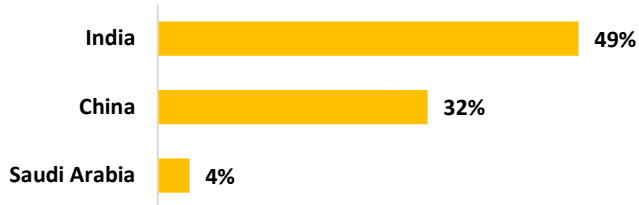
*Distribution by Faculty<sup>2</sup>*



*Enrollment Patterns of International and Domestic Students<sup>3</sup>*



*Top 3 International Student Country of Origin*




<sup>2</sup> Percentages may not add up to exactly 100% due to rounding.

<sup>3</sup> Preparatory courses such as qualifying courses or English Language Studies taken in 2016/17 or before.

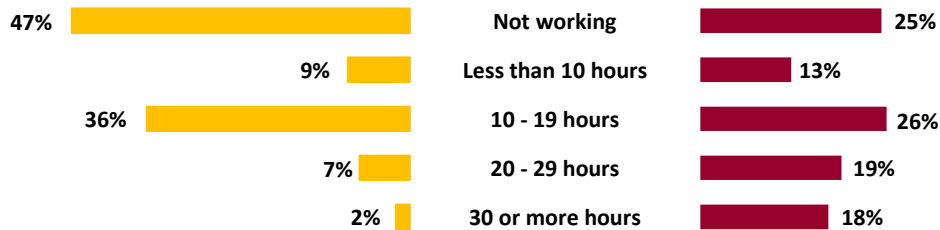
# What KPU Students Tell Us

*From Fall 2015 Student Satisfaction Survey*


## Profile<sup>4</sup>



## Hours Worked Per Week at Paid Job



## Sources of Funding for Education

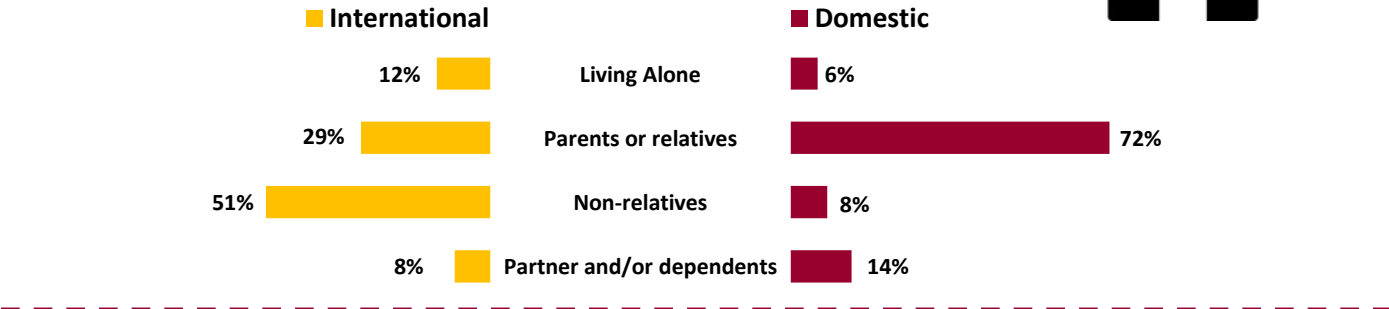


<sup>4</sup> Percentage of students pursuing a degree are those who report this as their educational goal.

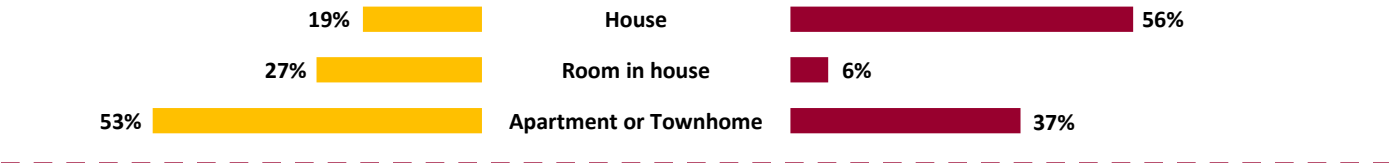
# From Fall 2016 Student Housing Needs Survey




## Who KPU Students Live With<sup>5</sup>




## Type of Housing



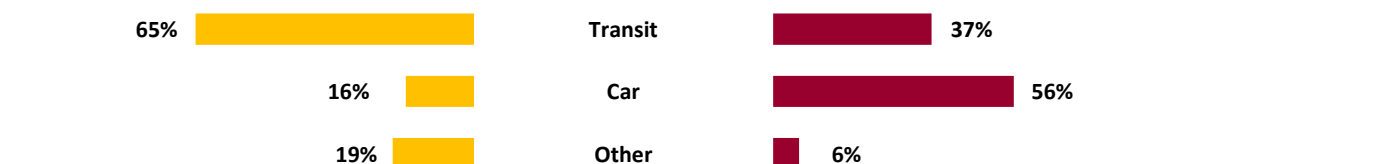
## Where KPU Students Live



## One-Way Commute Time



## Commute Method

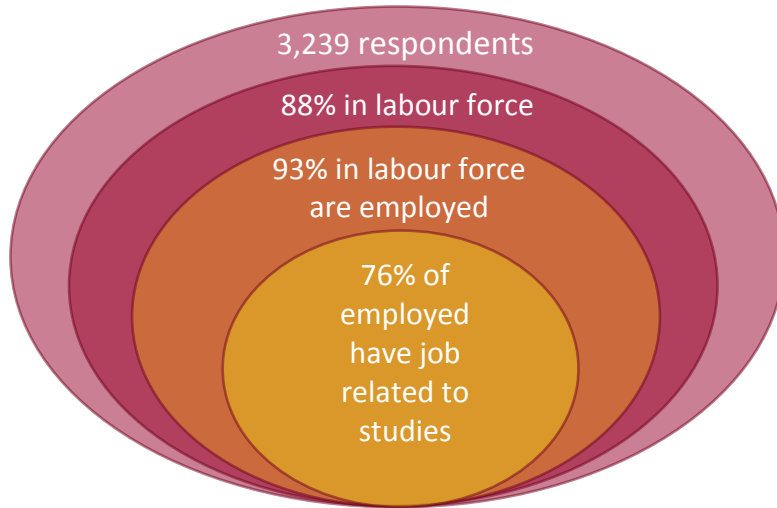


<sup>5</sup> The category of “non-relatives” can include friends, homestay families, or others whom students did not know before they moved in (i.e. roommates).

# How KPU Graduates Do


*From BC Student Outcomes Surveys<sup>6</sup>*

## Labour Force Participation





---

## Graduates who Experienced the Following Outcomes




---

## Graduates who Developed the Following Skills through Their Education at KPU



<sup>6</sup> Responses are three-year averages of graduates surveyed between 2014 and 2016.