

## HOUSING



About **HALF** of domestic students live with their parents rent-free



**Four out of every five** international students rent independently



## EMPLOYMENT

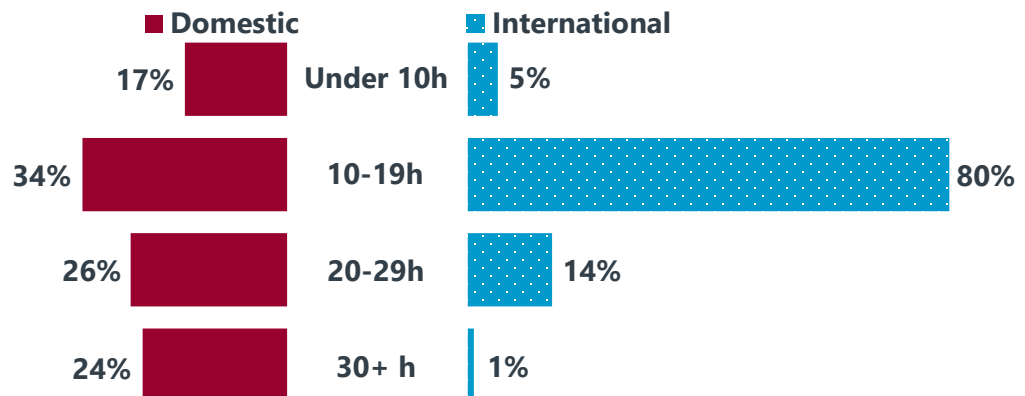
**78%**

OF DOMESTIC students work in paid employment while attending KPU  
(76% of International students worked in 2017)

**87%**

OF INTERNATIONAL

### Employed students: hours worked per week



### Of students taking fewer than 5 courses...

**46%**

OF DOMESTIC students say this is because they need to work while in school<sup>1</sup>  
(18% of International students said the same in 2015)

**26%**

OF INTERNATIONAL

<sup>1</sup> Students were asked to report their primary reason for taking fewer than 5 courses.

## FUNDING SOURCES<sup>2</sup>

### DOMESTIC

39%

36%

35%

Personal savings

Income from working while attending KPU


Support from family that you don't have to repay

### INTERNATIONAL

28%

32%

42%

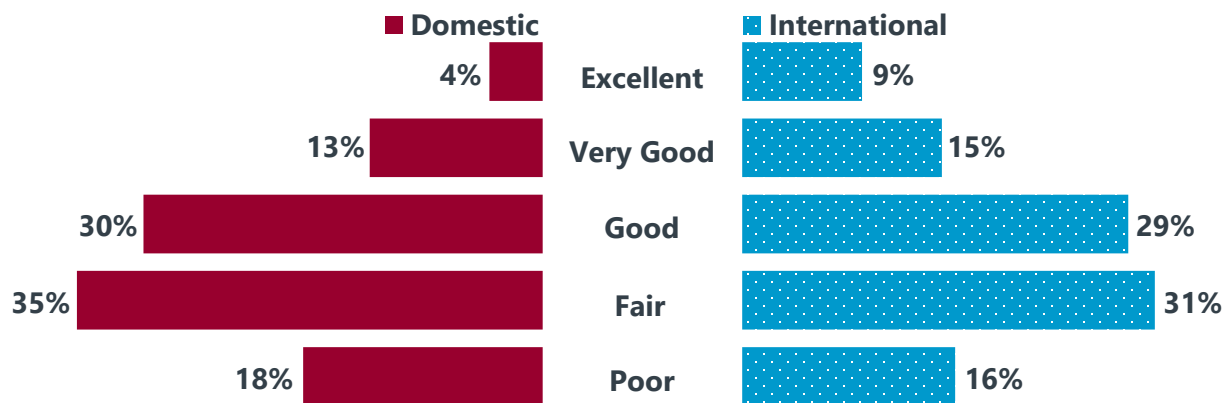


**36%** of domestic students and **40%** of international students report that **loans make up at least one of their top two** education funding sources<sup>3</sup>

**23%** of domestic students use **government student loans** as one of their top two funding sources

## STUDENT FINANCIAL WELLNESS

Students were asked to "rate yourself and your life" in terms of **financial wellness**.



Of students who started in Fall 2019...

**47%**

OF DOMESTIC

**32%**

OF INTERNATIONAL

students report that **lower tuition** was a **major influence** in their decision to attend KPU

<sup>2</sup> Students were asked to rank their top two funding sources they use to pay for schooling (including tuition, books, and housing). Percentages exceed 100% as students were able to choose two funding sources.

<sup>3</sup> Loans refers to any funding they have to repay, including government loans, bank loans, and loans from family members.