



OFFICE OF THE
SENIORS ADVOCATE
BRITISH COLUMBIA

Current Issues for B.C. Seniors

Isobel Mackenzie, BC Seniors Advocate

April 17, 2023 – Kwantlen Polytechnic University Retirees



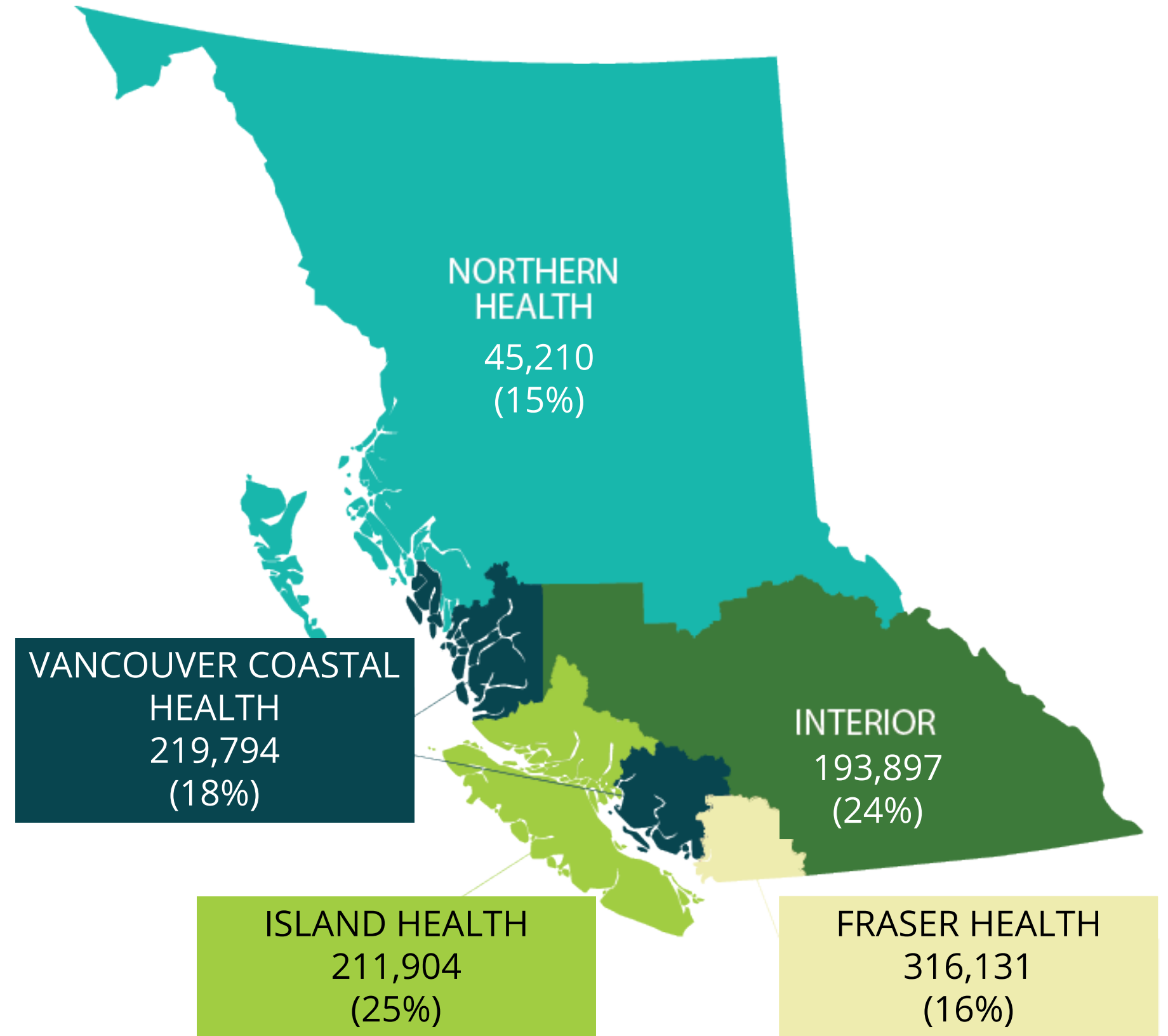
Snapshot of B.C. Seniors

2022

1,016,365
seniors in B.C.

20% of the population

5,000,880
total population



OFFICE OF THE
SENIORS ADVOCATE

Snapshot of B.C. Seniors



95% aged 65+ live independently

- **77% at 85+**



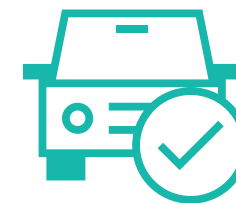
24% aged 65+ live alone

- **39% at 85+**



9% aged 85+ live in assisted living

13% aged 85+ live in long-term care



88% have driver's license at age 65

- **58%** at age 85
- **40%** at 85+



80% aged 65+ are homeowners



6% aged 65+ diagnosed with dementia

- **3%** aged 65-84
- **20%** aged 85+



Overall Services for Seniors



Income

- Old Age Pension (OAS)
- Guaranteed Income Supplement (GIS)
- Canadian Pension Plan (CPP)
- BC Senior's Supplement



Housing

- Shelter Aid for Elderly Renters (SAFER)
- Seniors Supportive Housing
- Property Tax Deferral
- Home Owner Grant
- Home Adaptations for Independence program



Transportation

- BC Transit
- HandyDart
- Taxi Vouchers
- BC Bus Pass program



Health Care

- Home Support
- Assisted Living
- Long-term Care

Other Support

- Better at Home



Income Gap

- Median seniors income is **\$32,990**
 - **25%** of seniors live on less than **\$22,000**
- **45%** of seniors live on less than minimum wage
 - **6%** of the labour force earns minimum wage

Federal and Provincial Pension Amounts (Age 65-75)

OAS max	\$8,292
CPP avg	\$9,735 +

Total	\$18,027
--------------	-----------------

GIS	\$5,607 +
------------	------------------

Total	\$23,634
--------------	-----------------



Cost of Aging

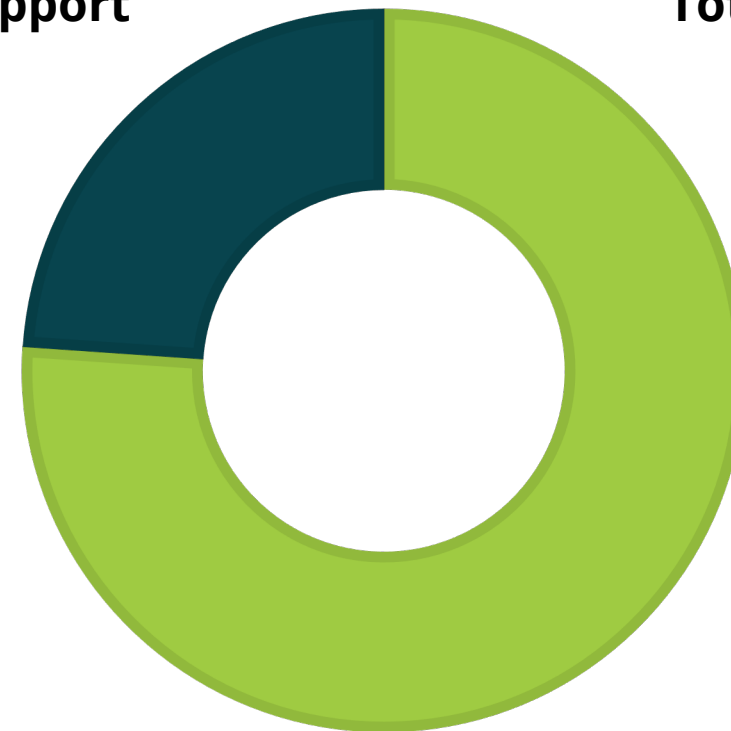
- Most seniors **do not** have a private extended health plan
- **No comprehensive provincial programs exist** to provide dental care, eyeglasses, hearing aids, or medical equipment

Home Support

- Seniors with an annual income of **\$28,000** charged **\$8,800** a year for a 45-min daily visit of publicly subsidized home support

\$8,800
Home Support
Fee

\$28,000
Total Income



Housing

Shelter Aid for Elderly Renters (SAFER)

VANCOUVER

AVERAGE RENT \$1,434

SAFER MAXIMUM \$803

DIFFERENCE \$631

- **24,000** SAFER recipients
- **95%** live alone
- **81%** have incomes between \$15,000 - \$25,000

Homeowners

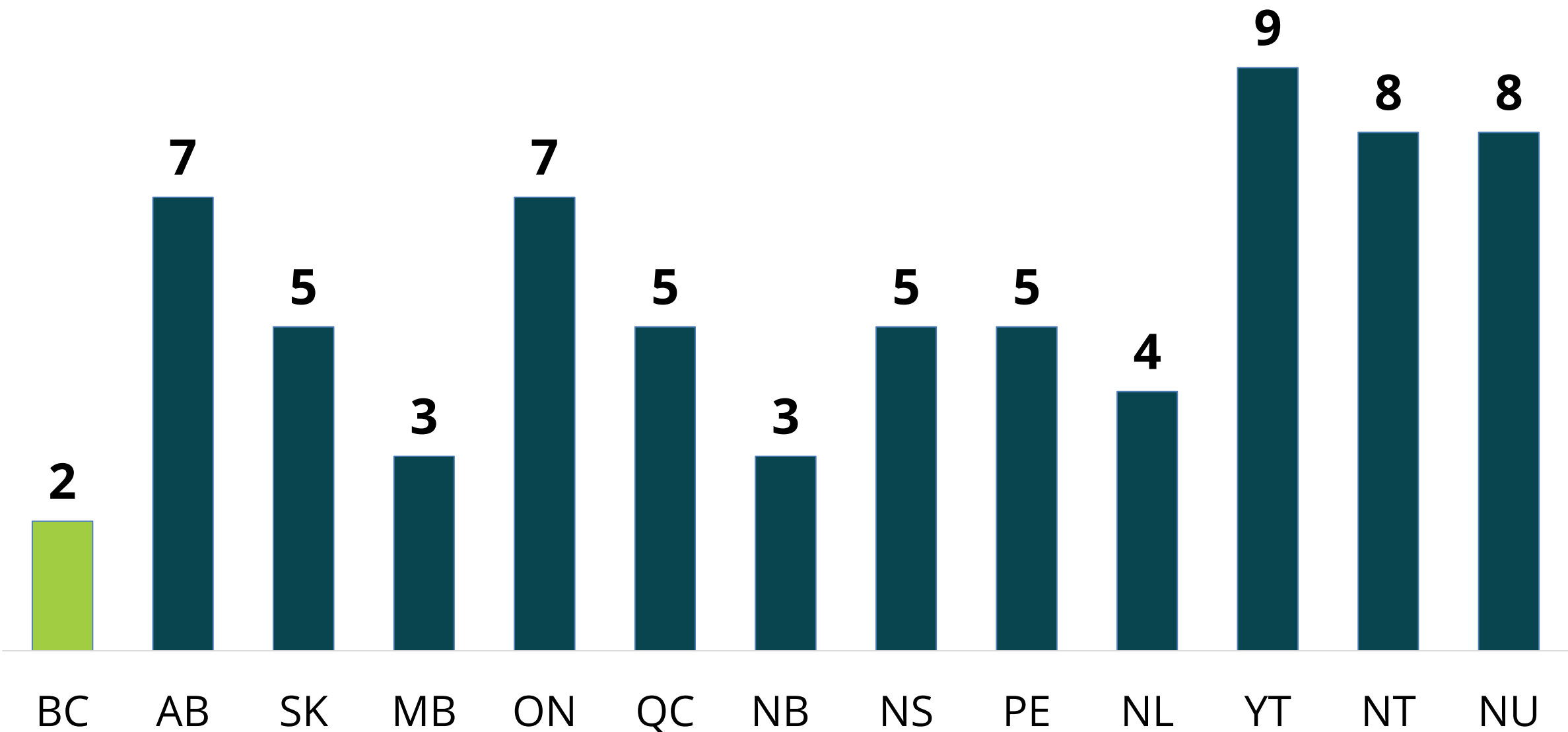
- No program to fund repairs
- No coverage for strata fees, hydro, insurance, etc.
- Property Tax Deferral program does not cover co-ops or manufactured homes



OFFICE OF THE
SENIORS ADVOCATE

Comparison by Province/Territory

Number of Services Covered



Services
1. Home Support
2. Eye Exam
3. Eyeglasses
4. Dental
5. Hearing Aids
6. Monthly Income Supplement \$100+
7. Home Repair
8. Home Adaptation
9. Rent Program \$31,000+ Income Limit



Home Support Services

Number of Home Support Clients and Hours (65+)

	2017/18	2021/22	% CHANGE IN 5 YEARS
NUMBER OF CLIENTS	38,430	40,681	6%
NUMBER OF HOURS	8,464,660	8,905,652	5%
AVERAGE HOURS PER CLIENT	220	219	-0.6%
CLIENT RATE PER 1,000 TARGET POPULATION (75+)	86	77	-10%

10%↓

decrease in
client rate
per 1,000
over 5
years

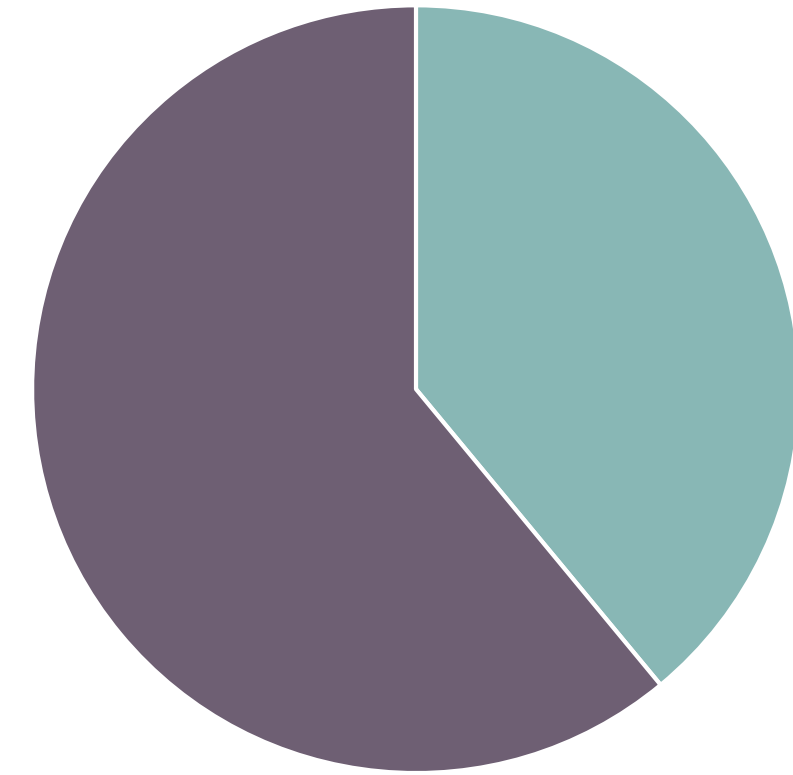
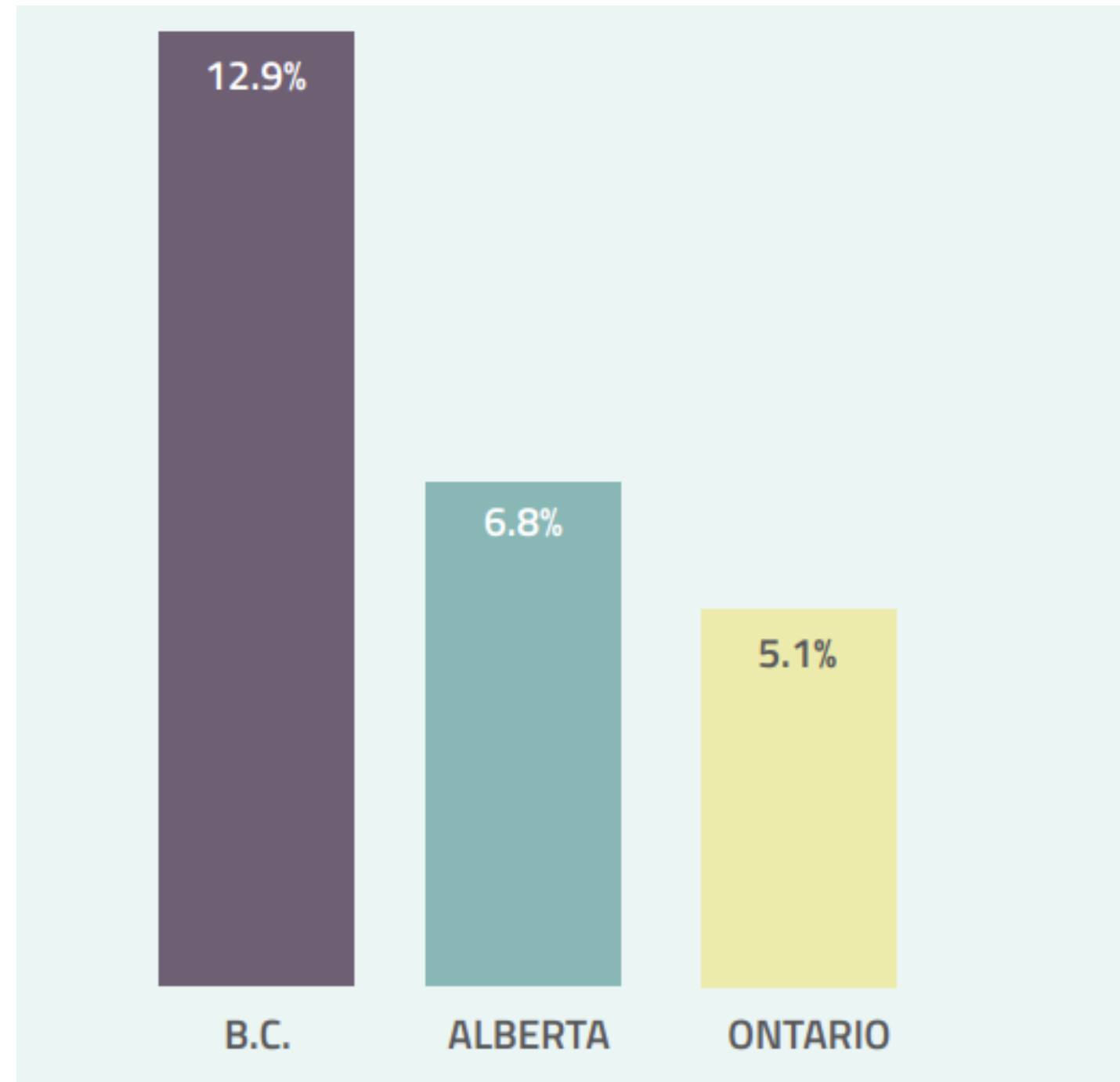
1%↓

decrease in in
avg. hours
per client
over 5 years



Premature Admission to Long-Term Care

New Long-Term Care Residents who Potentially have been Cared for at Home, 2021



61%

of B.C. seniors admitted to a long-term care facility received **NO** home support **90 days** prior to admission.








Contact

Toll-free: **1-877-952-3181**

In Victoria: **250-952-3181**

Monday to Friday: 8:30am–4:30pm

www.seniorsadvocatebc.ca

 info@seniorsadvocatebc.ca
 facebook.com/SeniorsAdvocateBC
 [@SrsAdvocateBC](https://twitter.com/SrsAdvocateBC)



OFFICE OF THE
SENIORS ADVOCATE
BRITISH COLUMBIA